



Coastal Embankment Improvement Project, Phase-1 (CEIP-1)



**Consultancy Services for Detailed Design, Construction
Supervision and Project Management Support**

**Progress Report No. 98
Month of June 2023**

Table of Contents

Table of Contents	i
List of Tables	iv
List of Figures	vi
Abbreviations and Acronyms	1
1. Executive Summary	4
1.1 General	4
1.2 Implementation of Works under Package W/01 and Package W/02	4
1.2.1 Package W/01 Implementation	4
1.2.2 Package W/02 Implementation	6
1.3 Other tasks of Consultants'	7
1.4 Key challenges and risks and recommendations	8
1.4.1 Key Challenges and Risks	8
1.4.2 Recommendations	8
1.5 Contractual Tasks of DDCCS & PMS Consultants	9
2. Summary of Key Achievements during the reporting month	10
2.1 Package-1	10
2.2 Package-2	11
2.3 Package-3	13
2.4 DDCCS & PMS Consultancy Services	13
3. Project Progress	14
3.1 Task A: Review and updated the designs bidding documents and related environmental and social plans (EIAs, EMPs and RAPs) already prepared	14
3.1.1 Review and update of Design of Package-1	14
3.1.2 RAP Implementation Package-1	14
3.1.3 Grievance Redress Mechanism (GRM)	15
3.1.4 Status of Land Acquisition of Package-1	16
3.1.5 Land Acquisition for Package-2	17
3.1.6 Implementation of RAP for Package-2	18
3.1.7 Implementation Activities	18
3.1.8 Payment of Compensation / Resettlement Benefits for Package-2	18
3.1.9 Payment of Compensation under Law (CUL), Package-2	18
3.1.10 Relocation Status of Package-2	19
3.1.11 Grievance Redress Mechanism (GRM)	19
3.1.12 Preparation of EIA of Package-1	19

3.2 Task B: Prepare Design, Bid Documents, EIAs, RAP, etc. for Package-2 Polders	19
3.2.1 Data processing and reviewing the shop drawings	19
3.2.2 Design status of Package-2	20
3.2.3 Preparation of EIA of Package-2	20
3.2.4 Preparation of Monthly Progress Report (MPR) of Environmental issues for the month of June 2023	20
3.2.5 Submission of Environment-related reports by Contractor, Package-2, CEIP-1	20
3.2.6 Environment-related information, Package-2 for June 2023	20
3.2.7 Information of working areas, no. of workers involved (both local and expatriate) of Package-2, CEIP-1	21
3.2.8 Noise Measurement, Package-2	22
3.2.9 Information on Grievance Collection Box (GCB)	25
3.2.10 Recording of Workers' History	25
3.2.11 EAP/C-ESMP Monitoring	26
3.2.12 Progress of Mechanical Works	28
3.3 Task B: Prepare Design, Bid Documents, EIAs, RAP, etc. for Package-3 Polders	29
3.3.1 Design	29
3.3.2 Bidding Document of Package-3	29
3.3.3 Preparation of EIA of Package-3	29
3.3.4 RAP Preparation of Package-3	29
3.3.5 LAP Preparation for Package-3	30
3.4 Task C: Supervise Construction & Administer Contract of Package-1	30
3.4.1 Introduction	30
3.4.2 Physical Progress (Milestone Matrix)	32
3.4.3 Staffing	46
3.4.4 Finances of Contractor Package-1	46
3.4.5 Emergency Works in Package-CEIP-1/W-01	46
3.5 Task C: Supervise Construction & Administer Contract of Package-2	57
3.5.1 Introduction	57
3.5.2 Physical Progress (Milestone Matrix)	58
3.5.1 Line Diagram reflecting the status of critical works	70
3.5.2 Deployment List of Contractor Personnel	76
3.5.3 Equipment mobilization	76
3.5.4 Plans for execution of works	77
3.5.5 Pre-Construction Survey of all the Six Polder	78

3.5.6	Construction of Regional Office Building at Patuakhali, Kalapara and Pathorghata.	79
3.5.7	Emergency works in different Polders	79
3.5.8	Finance (Invoices) Contractor Package-2	83
3.5.9	Contract Modifications	84
3.5.10	Tentative Forecast of Payment of Package-2:	84
3.6	Task D: Project Management Support Services.....	85
3.6.1	Financial Projection.....	85
3.6.2	Modification of Consultancy Contract	85
3.6.3	Staffing and staff changes approved or in process during the month	85
3.6.4	Monthly Tentative Forecast of Payment for DDCS & PMS Consultants:	87
3.6.5	Finance (Invoices) RHDHV/DDCS & PMS Consultants	88
Annex 1: Updated Physical Site Works: Package-1& 2		90
Annex 2: Labour Influx Report		92
Annex 3: Key Performance Indicators and Targets per PAD/RDPP.....		101

List of Tables

Table 3-1: Payment of Resettlement Benefit to squatter in Package-1.....	14
Table 3-2: Polder- wise payment of CUL made by DCs Khulna & Bagerhat till June 2023	14
Table 3-3: Updated Relocation Status as of June 2023	15
Table 3-4: The status of complaints/cases received and resolved by GRC under Package-1	15
Table 3-5: Status of land acquisition for 4 Polders under Package-1.....	16
Table 3-6: Status of land acquisition for Package-2.....	17
Table 3-7: Payment of Resettlement Benefit to squatter in Package-2.....	18
Table 3-8: Polder- wise payment of CUL till June 2023	18
Table 3-9: Status of relocation in Package-2	19
Table 3-10: The status of complaints/cases received and resolved by GRC	19
Table 3-11: Environment-related Information Package-2 for June 2023	20
Table 3-12: Work site information of Package 2, CEIP-1 during the period from 1 st June 2023 to 30 th June 2023	21
Table 3-13: Noise Records of Polder 39/2C for the Month of June 2023.....	22
Table 3-14: Noise level of Polder 40/2 for the Month of June 2023	23
Table 3-15: Noise level of Polder 41/1 for the Month of June 2023	23
Table 3-16: Noise level of Polder 43/2C for the Month of June 2023	24
Table 3-17: Noise level of Polder 48 for the Month of June 2023	24
Table 3-18: Information on grievances of the GCBs in Package-2.....	25
Table 3-19: Measures taken on EHS Risk Management and EAP for Package-2.....	26
Table 3-20: Status of Design for Package-3	29
Table 3-21: Physical Works Status of Package-1 as of June 2023	32
Table 3-22: Polder wise Physical Works status of Package-1 as of June 2023	33
Table 3-23: Detailed information of Construction Status of Embankment of Package-1.....	34
Table 3-24: Detailed information of Slope Development Status of Paved Road Stretches of Package-1	38
Table 3-25: Detailed information of Construction Status of Drainage Channel of Package-1	38
Table 3-26: Detailed information of Construction Status of Drainage Sluices of Package-1	39
Table 3-27: Detailed Information of Construction Status of Flushing Sluices of Package-1.....	40
Table 3-28: Detailed Information for Repairing of Drainage & Flushing Sluices of Package-1	41
Table 3-29: Detailed Information of Slope Protection Works of Package-1	42
Table 3-30: Detailed Information of Bank Protection Works of Package-1	43
Table 3-31: Detailed Information of Construction of Closure Dam of Package-1.....	43
Table 3-32: CC Blocks Production as of June 2023	44
Table 3-33: List of Polder-wise Manpower Deployed to the Site of Package-1.....	46
Table 3-34: Tentative forecast of Payment for FY 2022-23 of Package-1	46
Table 3-35: Summary of Emergency works under the head of "Environmental Mitigation Works".	47
Table 3-36: Summary of Emergency works under the head of "Physical & Price Contingency (Emergency Work)" as per Work Order issued.....	47
Table 3-37: Details of Emergency Works under the head of "Environmental Mitigation Works" ..	48
Table 3-38: Detailed of Emergency Works under the head of "Physical & Price Contingencies"...	50
Table 3-39: Physical Works Status of Package-02 as of June 2023	58
Table 3-40: Polder wise Physical Works status of Package-2 as of June 2023	59
Table 3-41: Chainage wise Detailed Information of Construction of Embankment for Package-2	60
Table 3-42: Detailed information of Slope Development Status of Paved Road Stretches of Package-2	63
Table 3-43: Channel Wise detailed Information for Construction of Drainage Channel for Package-2	64
Table 3-44: Detailed Information of Construction Status of Drainage Sluice for Package-2.....	65

Table 3-45: Detailed Information of Construction Status of Flushing Sluice for Package-2.....	66
Table 3-46: Detailed Information of Repair of Drainage & Flushing Sluice for Package-2.....	67
Table 3-47: Detailed Information for Slope Protection Work for Package-2	67
Table 3-48: Detailed Information Bank Protection Work for Package-2.....	68
Table 3-49: Detailed Information Construction of Closure Dam for Package-2	68
Table 3-50: CC Blocks Production as of June 2023	69
Table 3-51: Contractor Staffs available in Package-2.....	76
Table 3-52: Mobilisation List of Equipment for Package-2.....	76
Table 3-53:Pre-construction Survey of all the Six Polders (Up to 30 th June 2023)	78
Table 3-54: Summary of Emergency works under the head of “Environmental Mitigation Works”	79
Table 3-55: Summary of Emergency works under the head of “Physical Contingency (Emergency Works)” as per Work Order issued.....	79
Table 3-56: Detailed of Emergency Works under the head of “Provisional Sum”	80
Table 3-57: Detailed of Emergency Works under the head of “Physical & Price Contingency”	81
Table 3-58: Tentative forecast of Payment for FY 2022-23 of Package-2	84
Table 3-59: Overview of Staffing (including Proposed Replacements)	85
Table 3-60: Tentative forecast of payment for DDCCS & PMS Consultants for FY 2022-2023	87
Table 3-61: Overview of Consultants Invoices since Project Inception	88

List of Figures

Figure 1-1: Polder wise Progress of Package-1	5
Figure 1-2: Polder wise Progress of Package-2	7
Figure 3-1: Item Wise Progress of Package-1	31
Figure 3-2: Construction/Re-sectioning of Embankment of Package-1	44
Figure 3-3: Drainage Channel of Package-1	44
Figure 3-4: Construction of Drainage Sluices of Package-1	44
Figure 3-5: Construction of Flushing Sluice of Package-1	44
Figure 3-6: Construction of Slope Protection of Package-1	44
Figure 3-7: Construction of Bank Protection works of Package-1	44
Figure 3-8: CC Blocks Production of Package-1	44
Figure 3-9: Completed Embankment of Polder-32	45
Figure 3-10: Completed Slope Protection Works in Polder-32.....	45
Figure 3-11: Completed Slope Protection Works in Polder-35/1.....	45
Figure 3-12: Nalian Closure Dam of Polder-32	45
Figure 3-13: Completed 6 vent DS of Polder-35/3.....	45
Figure 3-14: Completed Embankment with afforestation of Polder-35/1	45
Figure 3-15: Afforestation of Polder-35/3	45
Figure 3-16: Item Wise Progress of Package-2	57
Figure 3-17: Construction/Re-sectioning of Embankment of Package-2	69
Figure 3-18: Construction of Drainage Channel of Package-2.....	69
Figure 3-19: Construction of Drainage Sluice of Package-2.....	69
Figure 3-20: Construction of Flushing Sluice of Package-2.....	69
Figure 3-21: Construction of Slope Protection of Package-2.....	69
Figure 3-22: Construction of River Bank Protection of Package-2	69
Figure 3-23: CC Blocks Production of Package-2	69
Figure 3-24: Line Diagram of Polder-39/2C.....	70
Figure 3-25: Line Diagram of Polder-40/2.....	71
Figure 3-26: Line Diagram of Polder-41/1.....	72
Figure 3-27: Line Diagram of Polder-43/2C.....	73
Figure 3-28: Line Diagram of Polder-47/2.....	74
Figure 3-29: Line Diagram of Polder-48.....	75
Figure 3-30: Turfing work for k13+100-k15+000 in Polder-40/2.....	76
Figure 3-31: Embankment turfing and afforestation work at km 1+170 in Polder-39/2C.....	76
Figure 3-32: Complete Drainage Sluice DS-1 in Polder-40/2.....	77
Figure 3-33: Slope & Bank Protection work in Polder-39/2C	77
Figure 3-34: Slope Protection work from KM 30+800 to Km 31+450 in Polder-48.....	77
Figure 3-35: Closure across the Hetalia Khal (DS-11) of Polder-48	77
Figure 3-36: Completed DS-4 of Polder-41/1	77
Figure 3-37: Completed Embankment of Polder-40/2	77
Figure 3-38: S Curve for Package-2	82

Abbreviations and Acronyms

ARIPO	Acquisition and Requisition of Immovable Property Ordinance
BADC	Bangladesh Agriculture Development Corporation
BARI	Bangladesh Agriculture Research Institute
BBS	Bangladesh Bureau of Statistics
BIWTA	Bangladesh Inland Water Transport Authority
BoQ	Bill of Quantities
BRRRI	Bangladesh Rice Research Institute
BTM	Bangladesh Transverse Mercator
BWDB	Bangladesh Water Development Board
BM	Benchmark
CC	Climate Change or Cement Concrete (no re-bar, e.g., CC blocks)
CCL	Cash Compensation under Law
CDP	Coastal Development Policy
CDMP	Comprehensive Disaster Management Program
CDS	Coastal Development Strategy
CDSP	Char Development and Settlement Project
CEGIS	Centre for Environmental and Geographic Information Services
CEIP-1	Coastal Embankment Improvement Project – Phase 1
CEP	Coastal Embankment Project
CERP	Coastal Embankment Rehabilitation Project
CES	Coastal Embankment System
CPP-I	Cyclone Protection Project - I
CPP-II	Cyclone Protection Project - II
CUL	Compensation under Law
CZE	Coastal Zone Embankment
CZPo	Coastal Zone Policy
CZWMP	Coastal Zone Water Management Program
CSPS	Cyclone Shelter Preparatory Study
DAE	Department of Agriculture <i>Extension</i>
DC	Deputy Commissioner
DDCS&PMS	Detailed Design Construction Supervision and Project Management Support (RHDHV)
DEM	Digital Elevation Model
DevCon	DevConsultants Ltd. Bangladesh Consultants
DHI	Danish Hydraulic Institute, Denmark
DLR	Director Land Records
DoE	Department of Environment
DoF	Department of Fisheries
DPM	Design Planning & Management Consultants
EAP	Environmental Action Plan
ECRRP	Emergency Cyclone Recovery and Restoration Project
EDP	Estuary Development Program
EHS	Environmental Health and Safety
EIA	Environmental Impact Assessment
EMA	External Monitoring Agency

EMP	Environmental Management Plan
EPG	Embankment Protection Group
EPs	Entitled Persons
ES	Embankment Settlers
FAP-7	Flood Action Plan -7
FCDI	Flood Control Drainage & Irrigation
FGD	Focus Group Discussion
FFG	Foreshore Forestry Group
GoB	Government of Bangladesh
GPP	Guidelines for People's Participation
GPS	Global Positioning System
GRM	Grievances Redress Mechanism
GRRP	Gorai River Restoration Project
IBRD	International Bank for Reconstruction & Development
ICB	International Competitive Bidding
ICZM	Integrated Coastal Zone Management
ICZMP	Integrated Coastal Zone Management Plan
ICZMP	Integrated Coastal Zone Management Program
IDA	International Development Agency
IESCs	Important Environmental and Social Components
IoL	Inventory of Losses
IPC	Interim Payment Certificate (invoice of Contractor)
IPSWAM	Integrated Planning for Sustainable Water Management
IWM	Institute of Water Modelling
IEE	Initial Environmental Examination
KJDRP	Khulna Jessore Drainage Rehabilitation Project
KAFCO	Karnaphuli Fertilizer Company Limited
LAP	Land Acquisition Plan
M&EC	Monitoring and Evaluation Consultants (Third Party Consultants)
MES	Meghna Estuary Studies
MOEF	<i>Ministry of Environment and Forest</i>
MOFDF	Ministry of Food and Disaster Management
MOWR	Ministry of Water Resources
MSL	Mean Sea Level (expressed in + or – mPWD)
NEPo	National Environmental Policy
NGO	Non-Government Organization
NWMP	National Water Management Plan
PAP	Project Affected People
PAVC	Property Assessment and Valuation Committee
PBM	Permanent Benchmark
PDC	Polder Development Committee
PMU	Project Management Unit
PWD	Public Works Department (e.g., + 3 mPWD)
RHDHV	Royal HaskoningDHV and Partners (The Engineer, DDCS & PMS Consultants)
RAP	Resettlement Action Plan
RF	Result Framework

RoR	Record of Rights
SIA	Social Impact Assessment
SLR	Sea Level Rise
SMRPFW	Social Management and Resettlement Policy Framework
SRP	System Rehabilitation Project
SWZ	South Western Zone
SZ	Southern Zone
SoB	Survey of Bangladesh
TRM	Tidal River Management
TBM	Temporary Bench Mark
ToR	Terms of Reference
WARPO	Water Resources Planning Organization
WB	World Bank
WMA	Water Management Association
WMIP	Water Management Improvement Project
WSIP	Water Sector Improvement Project
WUA	Water Users Association

1. Executive Summary

1.1 General

This Monthly Progress Report (MPR) is over the month of **June 2023**. The Executive Summary Chapter will highlight the various developments and issues at stake in a qualitative manner whereas the remaining Chapters will provide more quantitative information and details on the activities and progress of the month of June 2023.

The Executive Summary will first focus on the implementation of the 2 (two) Construction Contracts for **Package W/01** and **Package W/02**. Secondly, in this section, the Consultants activities are also addressed. Activities and issues of a more general nature will be addressed thereafter.

1.2 Implementation of Works under Package W/01 and Package W/02

In the current phases of the CEIP-1 Project, Consultant's focus is on the progress of the construction of Civil Works for Package W/01 and Package W/02 and more particularly on closing the Contracts over the year. Other Consultant's tasks are summarised separately in this Chapter.

1.2.1 Package W/01 Implementation

The key issues for the month of June 2023 regarding Package-1 are summarised below as follows:

- The physical progress of Package W/01 in June 2023 is 0.00% and cumulative physical progress up to June 2023 is 97.61% against revised program of 100%. Hence, the progress is lagging by 2.39%. In respect to the lagging of progress, it can be mentioned here that the actual physical works of all the Works under Contract No. CEIP-1/W-01 have been completed but in terms of progress, it is noted that the weightages for different items of works and CC Blocks production were assigned based on the contract quantities, which will vary from that actually accomplished as per Field Reports. After confirmation of the actual quantity, the weightage for different items of works and CC Block will be updated, which will result in an increase in the overall progress of the Works when compared with the afore mentioned progress calculations.
- The Contract had been extended up to 31st December 2022 by the Competent Authority. Hence, the completion date of the Contract was on 31st December 2022.
- The Contractor completed 38 nos. Drainage Sluices and 29 nos. Flushing Sluices as per target of the Results Framework and those have been handed over to the Employer and are now being used by the beneficiaries. Taking-Over Certificates for Polders 33 and 35/3 were issued as per GCC Sub-Clause 10.1 (a) and 11.1 on 28th March 2021 with the Sectional Taking-Over Date 28th February 2021 with terms and conditions of issuing. There are still some Contractual items which have to be fulfilled.
- It was decided to develop the slopes of the Embankment in the paved road areas of both Packages in September 2021 and accordingly, the design drawings of Package-1 were prepared and provided to the Contractor end of December 2021. Later, Contractor started to develop the slopes of the Embankments of Polder 33, 35/1 and 35/3. As the preparation of the design drawings for the development of the Slope of Embankment were delayed and due to obstacles in the working areas, the said works of Polder 33 could not be completed within the extended time. However, the slope development works of all the above-mentioned Polders have been completed by this time.
- The Defect Liability Period of Polder 33 was extended by the Competent Authority up to 31st December 2022 based on the application of the Contractor as they failed to rectify all the identified defects and remaining works of Polder 33 within the Defect Liability Period.

- As per claim of the Contractor to issue Taking-Over Certificate for Polders 32 and 35/1 and Engineer assessed the status of works of the Polders and after a meeting held on 18th September 2022 between the Employer, Contractor, and Engineer on the issue of Taking-Over Certificates and as per decision of the meeting Taking-Over Certificates for Polders 32 and 35/1 were issued on 25th September 2022 with the Sectional Taking-Over Date 30th June 2022 with the conditions that if Works would not be satisfactorily implemented, said Taking-Over-Certificates would be annulled.

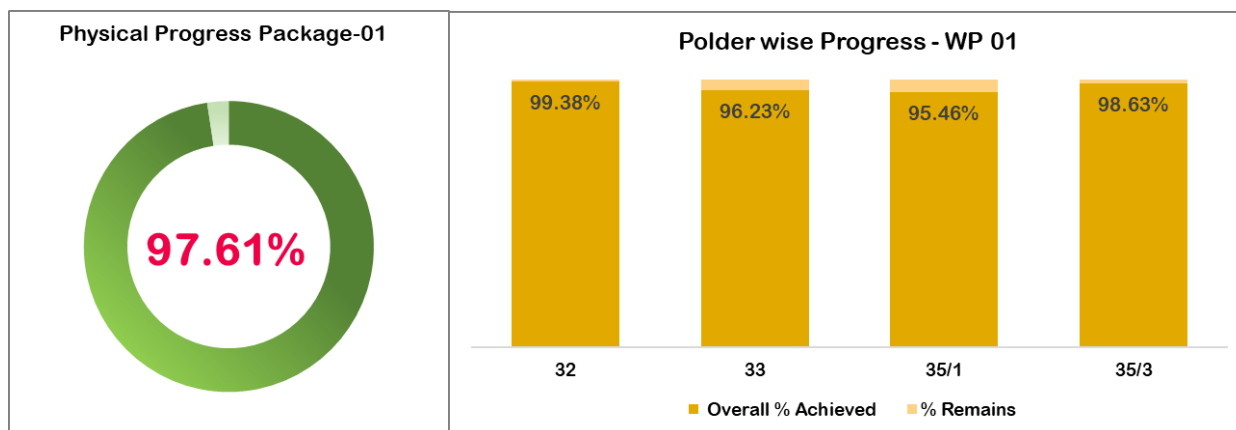


Figure 1-1: Polder wise Progress of Package-1

- Several steps were taken, and exercises were done during last few years to execute the additional Riverbank Protection Works in some vulnerable locations of Polder-32 by the Contractor of Package-1 but ultimately failed the negotiation with Contractor due to their claimed high price and limitation of time of the Contract. Later, attempts were taken to negotiate with the Contractor of Package-2 for implementing the said but these also failed due to prices which were too high together with limitations of time of the Contract. The steps which were taken at that time, and exercises done, were reflected in detail in the previous Monthly Progress Reports.
- Three locations of Polder 32 became very much threatened with the warning to breach the embankment. So, to combat the breaching of the embankment construction of temporary Emergency Riverbank Protection Works for the said locations of Polder-32 was taken up after negotiating the cost with Contractor and the works are completed.
- After failure of negotiation with the Contractors in respect to Additional Riverbank Protection Works in Polder-32, the Project Director submitted a proposal to the World Bank with request to provide the concurrence to execute the said work through National Competitive Bidding (NCB) and as per instruction of the Employer, a Market Survey for potential Tenderers/Bidders for the said work was done and submitted to the CEIP-1 PMU on 11th September 2022.
By this time, the Project Director took the initiative to execute the additional Riverbank Protection Works for the most vulnerable locations of Polder-32,33, 35/1 and 35/3 and the works of additional Drainage cum Flushing Sluices of Polder 35/1 by O & M Division Khulna and O & M Division Bagerhat, BWDB as so-called Deposit Works. Negotiation between the Project Director and World Bank in respect to the strategy of allocation of fund to O & M Division Khulna and O & M Division Bagerhat, BWDB has been finalized. Meanwhile, some National Contractors have already been engaged to execute this emergency riverbank protection works and some of them have commenced the works. DDCS & PMS Consultants will assist the Project Director as part of the Task D of their ToR and not as Engineer;
- Multi beam surveys of the bank protection works was conducted by IWM on behalf of the Contractor and the Final Report had been submitted by the Contractor after incorporating observations/comments provided by the Engineer and the said report has been submitted to the Employer vide ref. no. RDCOR_BC5883-100_L004449_JHL_AAM dated: 24th May 2022.

Some further cross checking based on shop drawings had been conducted by a Survey Company engaged by the Consultants' and submitted the result of the survey report which has been reviewed by the Consultants and the said report has been submitted to the Employer after necessary corrections.

- IPC-26 has been partly paid. IPC-27 and IPC-28 has been paid fully in June 2023. IPC-29 and IPC-30 are now under preparation.
- In summary it can be concluded that Contractor of Package-1 has completed their Contractual Works and has no interest in (small) additional works and Engineer is pushing Contractor to complete all his Contractual obligations in time and close the Contract both technically and financially.
- Regular meetings are held between Employer, Contractor, and Engineer to closely monitor the progress of the remaining Works and other contractual obligations and push the Contractor to the maximum extent possible.
- It is envisaged that by October 2023, the Contract CEIP-1/W01 can be financially and administratively closed.

1.2.2 Package W/02 Implementation

The key issues for the month of June 2023 regarding Package-2 are summarised below as follows:

- The physical progress in June 2023 is 1.58% and cumulative physical progress up to June 2023 is 93.00%. As per revised Work Program it should be 100%. So, there is 7.00% lagging in progress. The progress of work in this month is more or less satisfactory considering the unfavourable working conditions due to start of rainy season. The completion date of this Contract has been expired on 30th June 2023 and as some works of this contract are yet to be completed, the Contractor has applied for extension of time of this contract up to 30th September 2023 which is under process of approval by the Competent Authority.
- The Contractor of Package-2 is continuing to execute the Embankment Works in paved area of Polder-39/2C, 40/2, 41/1 and 48. The Embankment Works are executing by developing the slope and re-sectioning based on the present status of the sections of Polders.
- Project Director has issued an Office Memorandum vide memo no. CEIP-1/W-02/23 dated 4th January 2022 following the BWDB's Office Order No. স্মারক নং- পাউবো(সিটি)/প্রশাসন-১/০৫ তারিখ: ০৪ জানুয়ারী, ২০২২ in respect to involving Executive Engineer of Field Divisions (O & M and WD Divisions) in the supervision of Civil Works for Rehabilitation/Re-construction and Upgrading of Polder-39/2C, 40/2, 41/1, 43/2C, 47 and 48 within the purview of Contract Conditions of Contract No. CEIP-1/W-02. As per direction of the Project Director, the Engineer has provided the copy of Contract Document of Contract No. CEIP-1/W-02 to the Executive Engineers to carry out their responsibilities as assigned in the BWDB's above order and as per approved Terms of Reference (ToR). Engineer has issued an Office Memorandum vide Engineer's ref.no. RDCOR_5883-100_L003602_JHL_AAM dated 3rd March 2022 about the protocol for processing the IPS & IPC of Package-2 following the above-mentioned Office Memorandum of the Project Director.
- Between 15th and 18th March 2023, Employer, Contractor, and Engineer visited critical sites of Package-2 and made agreements on finalising the Work prior to 30th June 2023. In a joint meeting on the agreements made during said field visit, outstanding activities were formalised thereafter on 1st April 2023 in CEIP1 Offices in Banani. Following said meeting, several meetings between Employer, Contractor and Engineer were held in the month of June 2023 to speed up the progress of outstanding activities as mentioned in the said agreements.
- IPSs & IPCs of Package-2 are being processed following the protocol as mentioned in Office Memorandum of the Project Director.

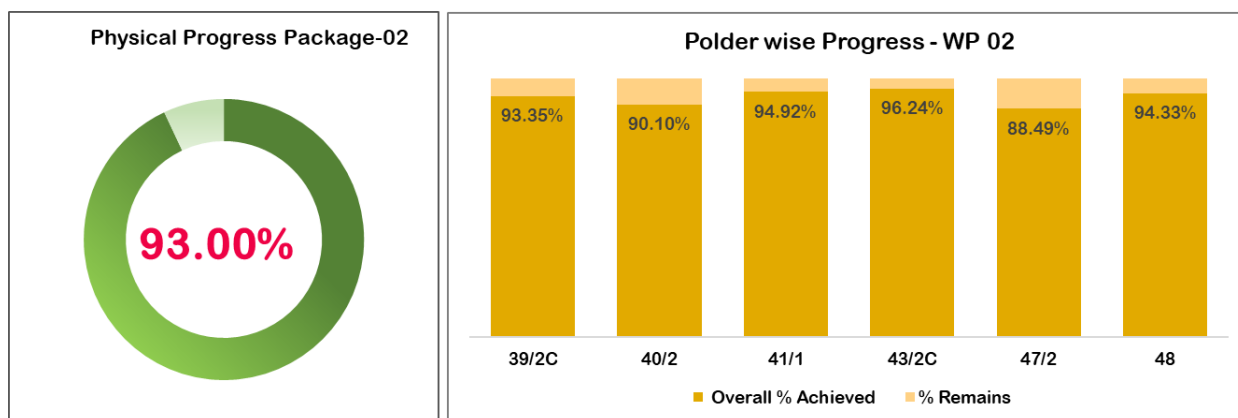


Figure 1-2: Polder wise Progress of Package-2

1.3 Other tasks of Consultants'

The key issues for the month of June 2023 regarding the other tasks of Consultants are summarised below:

1. Activities also involved the development of a Web based system for tracking of land acquisition, GRM and various video call meetings were conducted to this end with World Bank and the Project Director; this task is nearly completed. And waiting for the finalisation of the user acceptance test (UAT). The latter can only be conducted on BWDB servers and Consultant is awaiting to go ahead to conclude the final UAT. No final UAT could be conducted awaiting this go ahead.
2. The development and implementation a pilot for an ICT (Information and Communications Technology) remote monitoring system for Polder 39/2C was developed and implemented. At this point in time awaiting formal approval and handing over of IT hardware which has been handed over to PMU.
3. The Consultants supported the PMU with various reports and recommendations and attended various meetings with other stakeholders as and whenever required.
4. As per advice of the Employer, Consultants prepared the revised the draft Contract Amendment No.05 and submitted to the Employer vide ref. no. RDCOR_5883-100_L004086_JHL_AAM dated: 23rd November 2022. The World Bank provided interim comments on Proposal for Contract Variation No.02 for the Consultancy Services for "Detailed Design, Construction Supervision and Project Management Support": Contract No. CEIP-1/B2, B3 & C1/S-2 which was communicated to the Engineer by the Employer vide e-mail dated: 5th January 2023. Engineer has prepared the replies on the interim comments of the World Bank and submitted to the Employer vide e-mail dated: 12th January 2023. Contract Variation No.02 for the Consultancy Services is under process of approval. In this respect, it is noted that Consultant is providing services since June 2022 without having an agreement in place.
5. As part of Task D, Consultant is assisting CEIP-1 PMU in supervising the Deposit Works.
6. Consultants are in the process of preparing detailed designs for a watch tower and exhibition center at the location of the Nalian Closure.
7. Regular monitoring surveys at Nalian Closure are being conducted and Consultants are in the process of preparing reports. It is noted that there is significant sedimentation of the river side of the Nalian Closure.

1.4 Key challenges and risks and recommendations

1.4.1 Key Challenges and Risks

The key challenges and risks are listed below:

1. It should be noted that both the Packages are nearing completion and all outstanding issues which are not resolved should be addressed soon in order not to “pile” up many outstanding and unresolved issues when Contracts will be completed.
2. Risks related to the site situations with respect to availability of lands joint efforts with all stakeholders, including the Client’s Local Offices, DC’s, Contractor, and Consultants, are applying their utmost efforts to organise this in a practical and pragmatic manner. It is Consultant’s view that the progress is possible to be made only by the joint efforts of BWDB and Consultants in the interest of the CEIP-1 Project. This is an area which requires continued highest attention of all concerned.
3. Main challenge remains pushing the Contractor of Package-1 to complete the remaining Works within the Defect Liability Period and the Contractor of Package-2 to complete the remaining Works within the completion date of the Contract. Especially Contractor for Package-1 is reluctant in positively co-operating in closing the Contract.
4. The completion date of Package-1 has been expired on 31st December 2022 and the Defect Liability Period has been started and as per conditions provided in the Taking-Over Certificate, the Contractor shall have to complete all the remaining works and remedy all the identified defects within the Defect Liability Period, otherwise Taking-Over Certificates will be annulled.
5. Erosion vulnerable locations in Polders 32 and 33 remain risk and all measures, including Emergency works, are taken to safeguard lives and assets in the Polders. Once all outstanding defects have been resolved, the polders should be formally handed over to the Employer so appropriate actions can be taken and ownership of the polders is clear including responsibility for operations and maintenance.
6. On 31st December 2023 the CEIP-1 Project will be ending, however, financial, and administrative obligations may continue in 2024 taking into account that Defects Liability Periods for Package-2 will only end in the year 2024. Proper handing over of responsibilities of both Employer and Engineer should commence soon so there is no gap when CEIP-1 PMU is not in place anymore after 31st December 2023 and DDCS&PMSC will then also not be in place anymore.

1.4.2 Recommendations

The following recommendations are being furnished:

- When there would be a land availability issue, joint efforts of Contractors, Engineer and Employer should be enhanced to solve the issues at stake. It is highly appreciated that the Employer plays a vital role here and increased efforts should continue; rooms for improvement are less, reporting and more resolving on the spot.
- In view of the delays, Engineer will continue pushing the Contractors and making them aware of their Contractual obligations.
- Consultant will optimise their resource planning to comply with the needs of the Project which are, as said, sometimes difficult to predict. In connecting to this, Consultants will also put more effort in being present on site more frequently.
- Consultants understand that payments could not be made for DDCS & PMS Consultancy Services due to the approval process of the Second RDPP which has been approved but Variation Order No. 02 is in the process of approval and trust, that will be approved soon and payments regarding Consultancy Agreements will be made at the earliest.
- Consultant are preparing an exit plan and highlighting the risks and proposed mitigation measures including proper handing over of task of Employer and Engineer after 31st December 2023.

1.5 Contractual Tasks of DDCS & PMS Consultants

The specific objectives of the CEIP-1 Consultancy Services are described by the following tasks:

- Task A : Review and update the designs bidding documents and related environmental and social plans (EIAs, EMPs, and RAPs) already prepared;
- Task B : Prepare detailed designs for all remaining polders and works that would be included in the project, including the Engineering and Environment and Social studies (i.e., preparation of EIA, EMP and RAP for each remaining polders);
- Task C : Supervise construction of all works under the Project, and do the contract management as “The Engineer”, according to FIDIC rules and regulations and the World Bank Guidelines and its standard bidding documents;
- Task D : Provide overall project management support to the BWDB and Project Management Unit (PMU).

The Construction Works will be executed by BWDB as Employer and the Consultant will function as the Engineer of the Civil Works contracts as per FIDIC. The Consultant will administer the Civil Works contracts and ensure that the project works are implemented in accordance with the provision of the Contracts. The Consultant nominated Engineer’s representative for 4 and 6 Polders in Packages 1 and 2 respectively under each respective Works Contract.

2. Summary of Key Achievements during the reporting month

2.1 Package-1

No.	Item	Key Achievements during this month – Package-1
1	Works	<ul style="list-style-type: none"> ➤ Construction / Re-Sectioning of Embankment: 200.617 Km completed; ➤ Excavation / Re-Excavation of Drainage Channel: 150.299 km completed; ➤ Construction of Drainage Sluice: 38 nos. already completed; ➤ Repair of Drainage Sluice: 2 nos. already completed. ➤ Construction of Flushing Inlet: 29 nos. already completed; ➤ Repair of Flushing Inlet: 14 nos. already completed; ➤ Embankment Slope Protection Works: 0.023 Km; 19.766 km completed this month. ➤ Riverbank Protection Works: 4.25 Km already completed; ➤ Nalian Closure Dam: 100% already completed.
2	Contractor Resources	Updated by the Contractor of Package-1 in terms of labour and equipment.
3	RAP and status of resettlement Payment	<ul style="list-style-type: none"> • A total of 5,373 entities were identified during updating of Inventory of Losses (IoL) in August to October 2015 out of whom there were 4,645 non-titled (Squatters), 448 tenants and 280 Wage Labour. But some of the paved road (Pacca road) area is omitted from physical works. As per updating in June 2023, the number of Squatters Stand 4465 (Squatter-4142, Tenant-179 & Wage Labour-144). • BDT 6,178.20 lac has been paid to the 4,465 non-titled EPs (squatters) including 179 numbers tenant and 144 numbers of wage labors as compensation/resettlement benefit against their affected residential, fish gher, commercial, tress. Moreover, the compensation has been paid for Social Forestry (27 nos. for CPR) is BDT 16.12 lac and for removing 76 nos. electric poles from the embankment an amount of BDT 25.48 lac. Total 6,219.80 lac has been compensated as resettlement benefit in Package-1 up to June 2023.
4	Status of Land Acquisition	<ul style="list-style-type: none"> • 131.60 ha. of land is programmed for acquisition (Polder-32=50.60ha, Polder-33=14.28ha, Polder-35/1=41.71 ha. & Polder-35/3= 25.01 ha). New proposal submitted for 0.24 ha of land for Polder-35/1. • A total 131.60 ha of land have finally approved by MoL and DC for acquisition. • BWDB has placed fund for 131.36 ha of land to DCs. • Possession received a total 131.36 ha of land (Polder-32=50.60 ha, Polder-33=14.28 ha, Polder-35/1=41.47 ha& Polder-35/3=25.01 ha.) out of 131.60 ha. • A total 0.24 ha of land of Polder-35/1 is pending with the DC Bagerhat. • DC office Khulna & Bagerhat has paid a total BDT 9526.25 lac against 5361 nos of titled EPs (1998 nos. of Polder-32, 1266 nos. of Polder-33, 1589 nos. of Polder-35/1, 508 nos. of Polder-35/3).
5	Relocation	99.96% of paid EPs have already been relocated. 50.12% EPs have relocated on their own land; 10.44% on newly purchased land; 16.22% EP has replaced to their relatives or other's land; 12.99% have relocated temporarily at nearby area; 0.99% and 1.97% have relocated respectively in Market & Group Relocation In addition wage labour 3.22%

No.	Item	Key Achievements during this month – Package-1
		and tenant 4.01% are relocated. 0.04% of the paid EPs are yet to be relocated from the ROW.
6	Grievances	187 complaints/grievances have received up to June 2023 by GRC. 51 complaints/grievances have been resolved at the entry level; while 134 cases have been resolved through investigations and formal hearing by GRC, total 186 cases have been resolved and 01 no. is under more investigation. All records of GRC preserved according to the guidelines of RAP policy.
7	Environment	The Contractor, Package-1, CEIP-1 has almost completed their works and a few works to be completed that includes proper decommissioning of work sites, especially the CC block manufacturing plants, which they are carrying out slowly. Moreover, they have been asked to submit 2 reports based on World Bank requirements according to latest aid memoire in September 2022.
8	Value of Physical Work done	The total value of physical work done up to June 2023 is BDT 6,999.46 million and during June 2023 is BDT 0.00 million .
9	Finance	Total expenditure incurred up to IPC-28 is BDT 6,553.79 million including Adjustment for Changes in Legislation (VAT & IT) & Adjustment for Changes in Cost. An amount of BDT 660.89 million has been recovered from the advance payment of BDT 660.89 million .

2.2 Package-2

No.	Item	Key Achievements during this month – Package-2
1	Surveys and Design	The pre-sections surveys for the remaining sections of the Polders are conducting during FY 2022-2023 and subsequently shop drawings are being issued before execution of Physical works.
2	Physical Works	<ul style="list-style-type: none"> ➤ Construction/Re-sectioning of Embankments: 5.607 Km (F) & 12.771 Km (Partial); ➤ Drainage Channel Excavation/Re-excavation: 0.00 km; ➤ Construction of Drainage Sluices: 3 nos. completed & 4 nos. (Partial); ➤ Repair of Drainage Sluices: 0 no. completed & 3 nos. (Partial); ➤ Construction of Flushing Sluices: 5 nos. completed & 7 nos. (Partial); ➤ Repair of Flushing Sluices: 0 no. completed & 30 nos. (Partial); ➤ Embankment Slope Protection Work: 0.471 km. ➤ Riverbank Protections Work: 0.00 Km; ➤ Construction of Closure Dam: 0 no. Completed and 1 no. (Partial);
3	RAP and status of resettlement Payment	<ul style="list-style-type: none"> • As per updated in September 2022, a total of 4,806 entities have been identified, out of which 4,053 are non-titled (squatters), 495 tenants and 258 wage labours which may fluctuate. • BDT 4,278.11 lac has been paid to 3,783 non-titled (squatter) as compensation/resettlement benefits against affected residential and commercial structures. An amount of BDT 259.30 lac has been paid for shifting of electric poles & cable from Polder no- 39/2C, 40/2, 41/1, 43/2C & 48. The total 4537.44 lac has been compensated as resettlement assistance up to June 2023 of CEIP-1/W02.
4	Progress of land acquisition	<ul style="list-style-type: none"> • The program of land acquisition in Package-2 is 175.77ha. • The lands Acquisition Proposal (LAP) for six Polders under Package-2 were submitted to concern DC (Pirojpur, Jalakhati, Barguna and Patuakhali) for acquisition. New proposal has been submitted for 0.13 ha of land of polder-41/1, DC, Barguna has send the estimate to BWDB for placement of fund of compensation, which is under process with BWDB. • 172.47 ha land has been finally approved by Ministry of Land (MoL)

No.	Item	Key Achievements during this month – Package-2
		<p>and D.C. for Polder 39/2C, 40/2, 41/1, 43/2C, 47/2 & 48 out of 175.77 ha. BWDB has placed fund against final estimate of CUL for 172.34 ha. of land to DC, Barguna for Polder-40/2 and Polder-41/1, DC, Pirojpur & Jalakhati for 39/2C, & DC Patuakhali for Polder-43/2C, 47/2 & 48.</p> <ul style="list-style-type: none"> • Possession received a total of 171.15 ha land (124.22 ha of Polder-39/2C, 11.68 ha of Polder-40/2, 8.41 ha of Polder 41/1, 23.20 ha of Polder-43/2C, 2.57 ha of Polder-47/2 & 1.07 ha of Polder-48). • A total 4.62 ha of land is pending with DCs (Jhalakati-0.70 ha, Barguna-0.62 ha. and Patuakhali-3.30 ha). • Payment of CUL is going on in Polder-39/2C, 40/2, 41/1, 47/2 & 48. As of June 2023. DC Office Pirojpur, Jalakhati, Barguna and Patuakhali have paid a total BDT 10382.40 (55.87%) lac to 3,890 no. of APs. Only 57 nos. of APs paid in June 2023.
5	Relocation	96.27% of paid EPs have already been relocated. 44.17% EPs have relocated on their own land. 7.59% on newly purchased land; 12.27% EPs have relocated to relative's or others' land; 31.27% have relocated temporarily at nearby area. 0.98% made group relocation 3.72% of the paid EPs are yet to be relocated from the ROW.
6	Grievance Redress Management (GRM)	A total number of 71 complaints/grievances have been received up to June 2023 by GRC, out of which 69 complaints/grievances have been resolved in the entry level by field investigation and 2 complaints/grievances are lodged which are under investigation.
7	Environment	The Contractor is carrying out the EHS compliances, which is improving with time through monitoring and learning. They are improving the EHS compliance in the light of the latest field visit of the World Bank Senior Environmental Specialist along with various related instructions of the project Environmental Specialists and Monthly EHS Committee meetings. They have also translated and approved EHS risk assessment and C-ESMP into Bangla and Chinese languages for easy understanding for implementation. Both the Contractors also prepared Guidelines Tool to avoid/check infection from COVID-19 and other infectious diseases with reference to "COVID-19 OHS Protocols" provided by the World Bank. The Contractors are following the guidelines to check infection of COVID-19 among their workforce by adoption of instructions included. These guidelines have also been translated in Bangla and Chinese for easy understanding by all concerned. The Contractor, Package-2 has made contract with Teachers of Patuakhali Science and Technical University (PSTU) to provide technical assistance for carrying out Fishery related, and Farm survey related activities, as required by the Contract agreement. They have carried out various activities related to fishery development of the area including release of fish fingerlings, establishing of fish sanctuaries and fishery awareness training of WMG members and other fishery dependent community as per requirement of the BoQ of the Contract Document. They have also produced various reports on below: Construction of fish sanctuary; Training to the farmers on IPM & ICM with field demonstrations; Construction of fish sanctuary in khal; Awareness builds up to local community for conservation of threatened fish species; Release of fish fry in khals.
8	Value of Physical Work Done	The total value of physical work done up to June 2023 is BDT 9,729.94 million and during June 2023 is BDT 120.62 million .
9	Finance	Total expenditure incurred up to IPC-28 is BDT 9,733.30 million including Adjustment for Changes in Legislation (VAT & IT) & Adjustment for Changes in Cost. An amount of BDT 977.27 million has been adjusted against the advance payment of BDT 1,028.40 million .

No.	Item	Key Achievements during this month – Package-2
10	Contract Administration	Zero Cost Variation Order No.02 for Package-2 was approved by the Competent Authority which was communicated to the Engineer by the Employer vide memo. no. CEIP-1/W-02/28 dated: 9 th January 2023 and Engineer communicated the same to the Contractor vide ref. no. RDCOR_BC5883-100_L004174_JHL_AAM dated: 9 th January 2023. Zero Cost Variation Order No.03 for Package-2 has been submitted to the Employer in April 2023 which is in the process of approval.

2.3 Package-3

No.	Item	Key Achievements during the Month – Package-3
1	Surveys and Design	The detailed design of all the infrastructures like Embankment, Drainage Channels, Drainage Regulators, Flushing Regulators, Slope Protection works, Bank Protections works etc. were submitted to the concerned design office of BWDB within June 2019. The design of 209.98 km of Embankment, Design of 167.37 km of Excavation/ Re-excavation of Drainage Channels, design of 53 nos. Drainage Regulators, 19 nos. Flushing Regulators, Slope Protection Works 4.78 Km & Riverbank Protection Works 0.800 km have been approved by the BWDB Design Circle-5. The typical Mechanical Design for Flap Gates & Vertical lift gates for all the D/S & F/S of Package-3 have already been approved by the Mechanical design Circle of BWDB. Detailed design for additional 7 nos. Outlets cum Flushing sluices for Polder 35/1 were prepared and submitted to the concerned design office of BWDB and these have been approved by the BWDB Design Circle-8.
2	Bid Documents	The Draft Bidding Documents was prepared based on preliminary design and submitted to PMU vide Consultant's reference: RDCOR-BE5883-100-L002255_MHR_MAR dated 17 th October 2019. As per Aide-Memoire of the WB Implementation Support Review Mission, the submitted Bid Documents are being updated based on the approved design of BWDB and Updated schedule of rate of BWDB.
3	RAP	The original RAP was prepared based on original LAP. Meanwhile, the crest width of the embankment has been increased by BWDB from 4.50 to 6.00 m based on which the LAP is being updated. Hence, the original RAP has also to be updated based on updated LAP. Following the updated LAP, the LAP/RAP team has to revise the Households (HHs) numbering and Inventory of Losses (IoL) survey in 07 Polders under Package-3 of CEIP-1. As per decision of the PMU, Preparation of updated RAP with 7 Polders has been prepared which have already been submitted to the World Bank. The World Bank has suggested that this RAP may be preserved for any future reference and use.
4	LAP	The draft LAP was prepared for all Polders, but as per latest decision, the LAP has to be revised based on revised crest width of embankment 6.00 m instead of 4.50m. The draft updated LAP has been prepared for 07 Polders, which will be finalized after proper verification in the field.
5	Environment	The World Bank has approved the EIA reports of all the 7 (seven) Polders of Package-3, which contain the responses of the World Bank comments, which have to be cleared by the DOE after holding of National level Workshop to be held soon.

2.4 DDCS & PMS Consultancy Services

No.	Item	Key Achievements up to this Month – Consultant
1	Construction Supervision Systems/Tools	Package-1 physical progress is 97.61% (4 Polders); Package-2 physical progress is 93.00% (6 Polders); Package-3 no works contract, hence no physical progress (7 Polders).

3. Project Progress

3.1 Task A: Review and updated the designs bidding documents and related environmental and social plans (EIAs, EMPs and RAPs) already prepared

3.1.1 Review and update of Design of Package-1

The approved designs were reviewed and updated at the time of commencement of Implementation of the Civil Works. At present, most of the works have been completed and the remaining works are being going on accordingly.

3.1.2 RAP Implementation Package-1

3.1.2.1 Implementation Activities

RAP Implementation for Polders-32, 33, 35/1 and 35/3 under Package-1 is going on. Individual entitlement has been calculated based on Inventory of Losses (IoL) survey and as per PAVC recommended rate of the structures and other assets. A total of 5,373 entities (residential HHs, commercial premises and common property structures) were identified during updating of Inventory of Losses (IoL) in August-October 2015. As per latest survey, omitting the market area adjustment to the paved road the numbers of non-titled Eps stand 4,465 residing on government land non-titled EPs (Squatters). 179 tenants and 144 wage labourers were identified. Total BDT 6,219.80 lac has been compensated to 4,465 non titled Eps including Social Forestry 16.12 lac & Shifting of Electric Poles from the Embankment 25.48 lac.

The Polder-wise non-titled EPs and payment of compensation as resettlement benefit is reflected in Table 3-1 below.

Table 3-1: Payment of Resettlement Benefit to squatter in Package-1

Polder	Revised no of Non-titled EP's (Squatters)			Paid Non-titled EP's (Squatters)			Total Tenants	Paid Tenant	Total Wage Labourer's	Paid wage labor	Total Entities	Total Paid Entities	Amount paid in BDT (Lac)
	Residence (Squatters)	Commercial (Squatters)	Total (Squatters)	Residence (Squatters)	Commercial (Squatters)	Total Paid (Squatters)							
1	2	3	4= (2+3)	5	6	7= (5+6)	8	9	10	11	12= (4+8+10)	13= (7+9+11)	14
32	877	392	1,269	877	392	1,269	83	83	23	23	1,375	1,375	1,632.28
33	872	397	1,269	872	397	1,269	49	49	21	21	1,339	1,339	1,808.97
35/1	907	427	1,334	907	427	1,334	38	38	88	88	1,460	1,460	2,319.53
35/3	154	116	270	154	116	270	09	09	12	12	291	291	417.42
Total=	2810	1,332	4,142	2,810	1,332	4,142	179	179	144	144	4,465	4,465	6,178.20
Paid for Social Forestry for 27 unit in 33 & 35/3												27	16.12
Paid for Electric Pole for 76 Unit in 33, 35/1 & 35/3												76	25.48
Grand Total=												4,568	6,219.80

3.1.2.2 Payment of Compensation under Law (CUL)

The progress of payment of compensation under law (CUL) is shown in Table 3-2.

Table 3-2: Polder- wise payment of CUL made by DCs Khulna & Bagerhat till June 2023

Polder No.	Total Awardees	No of awardees applied to DC	Total estimated amount of CUL (BDT) Lac	No. of Paid awardees	Nos. of payment cheque distributed by DC	Total paid Amount in BDT Lac	Progress (%)	Remarks
32	3,022	2,889	1,644.35	1998	601	1,259.06	76.57	
33	2,208	2,062	1,673.70	1266	325	1,148.91	68.64	
35/1	1,622	1,622	6,821.98	1589	1499	5,861.02	85.91	
35/3	575	568	1,582.73	508	395	1,257.26	79.44	
Total	7,427	7,141	11,722.76	5,361	2820	9,526.25	81.26%	

3.1.2.3 Relocation Status and Assessment of Relocation in Package-1

The relocation status and assessment of relocation are reflected in Table 3-3:

Table 3-3: Updated Relocation Status as of June 2023

Status of relocation	Number of squatters relocated by Polders					
	Polder 32	Polder 33	Polder 35/1	Polder 35/3	Total	Progress (in %)
Relocated on own land	683	739	678	138	2,238	50.12
Relocated on purchased land	97	46	276	47	466	10.44
Relocated on relative & other's land	246	189	224	65	724	16.22
Relocated Temporarily at nearby area (Govt. Land)	208	264	105	3	580	12.99
Group Relocation	29	30	29	0	88	1.97
Market Relocation	6	0	21	17	44	0.99
Wage Labour	23	21	88	12	144	3.22
Tenant	83	49	38	9	179	4.01
Total Relocated-A	1,375	1,338	1,459	291	4,463	99.96
Not yet relocated	0	1	1	0	2	0.04
Total Relocation-B	0	1	1	0	2	0.04
Total Relocation target (A+B) =	1,375	1,339	1,460	291	4,465	100

3.1.3 Grievance Redress Mechanism (GRM)

A total 15 Grievance Redress Committees (GRC) have been formed (1 for each Union) in four Polders under Package-1 with the representatives of BWDB, Union Parishad, Educational Institution, PAPs, Women representatives, and LAP/RAP team.

A total number of 187 complaints/grievances have been received up to June 2023 by GRC in Package-1. Among those, 51 cases have been resolved at the entry level, 135 cases have been resolved through investigation and formal hearing by GRC and 01 nos. case is pending, which is under verification.

The status of complaints/cases received and resolved by GRC are reflected in the table below:

Table 3-4: The status of complaints/cases received and resolved by GRC under Packge-1

SL No.	District	Polder No.	Total Complaints/cases	Resolved at entry level	Resolved by GRC	Total	Newly lodged Grievances
1	Khulna	32	58	19	39	58	0
2	Khulna	33	17	8	9	17	0
3	Bagerhat	35/1	37	14	22	36	1
4	Bagerhat	35/3	75	10	65	75	0
Total =			187	51	135	186	1

3.1.4 Status of Land Acquisition of Package-1

Status of land acquisition for four Polders under Package-1 is shown in Table 3-5.

Table 3-5: Status of land acquisition for 4 four Polders under Package-1

Sl. No.	Polder no.	District	Program for L.A. (ha)	Proposal submitted to DC (ha)	Approved (ha)		Possession received (ha/date)	Pending in Dc Office (ha)	Fund placed BDT in Lac	Payment of CUL by DC in BDT Lac	Remarks
					DLAC	MoL					
1	2	3	4	5	6	7	8	9	10	11	12
1	32	Khulna	50.60	50.60	50.60	50.60	50.02 (26.09.17) 0.58 (28.04.2022) =50.60	-	1,644.35	1259.06 (76.57%)	Payment is delayed due to lack of documents and ownership problem. Persuasion is going on APs & DC's office to expedite the CUL payment.
2	33	Khulna	14.28	14.28	14.28	14.28	10.94(27.09.17) & 3.34(23.09.19) =14.28	-	1,673.70	1148.91 (68.64%)	Persuasion is going on APs & DC's office to expedite the CUL payment. Payment of CUL is hampered due to ownership problem, objection, case and lack of documents of Aps.
3	35/1	Bagerhat	41.71	41.71	41.71	41.71	30.17(22.03.18), 6.84 (26.11.20) & 4.33(07.06.21) 0.13(26.09.21) = 41.47	0.24	6,821.98	5861.02 (85.91%)	Payment of CUL is going on. Persuasion is going on APs & DC's office to expedite the CUL payment. Placement of fund for compensation is under process.
4	35/3	Bagerhat	25.01	25.01	25.01	25.01	24.33 (08.11.17) & 0.68(07.06.21) =25.01	-	1,582.73	1257.26 (79.44%)	Persuasion is going on APs & DC's office to expedite the CUL payment.
Sub Total=			131.60	131.60	131.60	131.60	131.36	0.24	11,722.76	9526.25 (81.26%)	

3.1.5 Land Acquisition for Package-2

The status of land acquisition for 6 (six) Polders under Package-2 is furnished in the following Table 3-6.

Table 3-6: Status of land acquisition for Package-2

Sl. No	Polder no.	District	Program for L.A. (ha)	Proposal submitted to DC (ha)	Approved (ha)		Possession received (ha)	Pending in DC Office (ha)	Fund placed BDT in Lac	Payment of CUL by DC in BDT Lac	Remarks
					DLAC	MoL/DC					
1	2	3	4	5	6	7	8	9	10	11	12
1	39/2C	Pirojpur	114.04	114.04	114.04	114.04	114.04	-	12407.98	7620.12 (61.41%)	CUL Payment is continuing in Pirojpur District. Payments of CUL to APs have started On 19 th February 2023 for new two LA cases. Payment is delayed due to non-submission of application by APs to get CUL, Lack of Papers, documents, court case & Objection etc. Trying by DC office & BWDB for expediting the payment of compensation.
		Jalakhati	10.88	10.88	10.88	10.88	10.18	0.70	629.78	416.10 (66.07%)	CUL payment is going on. Payment is delayed due to non-submission of application for small amount of CUL & lack of papers. Notice U/S-8 has served under LA case no. 02/2021-22. Now waiting for distribution of CUL to APs for 0.70 ha land.
2	40/2	Barguna	12.17	12.17	12.17	12.17	11.68	0.49	879.92+61.68 =941.60	760.11 (86.38%)	Payment of CUL is going on. Fund placed by BWDB to DC for 0.49 ha of land. Issuances of notice U/S-8 are completed. Payment to APs had yet started.
3	41/1	Barguna	8.54	8.54	8.54	8.54	8.41	0.13	469.97	442.78 (94.21%)	Payment of CUL is going on. DC office Barguna Submitted estimate for placement of fund to BWDB for 0.13 ha of land. Placement of fund to DC by BWDB is under process.
4	43/2C	Patuakhali	26.50	26.50	26.50	23.20	23.20	3.30	3243.82	641.27 (19.77%)	Payment of CUL to APs has started on 10/04/2023. Persuasion is continuing to APs and DC office to expedite payment of compensation. Approved by DLAC of new proposal of 3.30 ha of
5	47/2	Patuakhali	2.57	2.57	2.57	2.57	2.57	-	436.12	399.70 (91.65%)	Payment of CUL is delayed in some cases due to court case & objection by APs.
6	48	Patuakhali	1.07	1.07	1.07	1.07	1.07	-	515.16	102.32 (19.82%)	All land handed over by DC to BWDB. CUL payment is stopped due to court cases
Total of Package-2=			175.77	175.77	175.77	172.47	171.15	4.62	18582.75+61.68 = 18644.43	10382.40 (55.87%)	

**Fund of CUL against final estimate has been placed by BWDB for Polder-40/2 (Barguna District) 61.68 lac under LA Case 01/2021-22 which issuance of notices U/S-8 are completed. but payment of APs has yet started. So, no progress (%) has not counted in the total amount. The progress (%) of payment is shown on BDT 18582.75 lac.

3.1.6 Implementation of RAP for Package-2

3.1.7 Implementation Activities

The RAP for Package-2 was prepared and cleared by the World Bank in March 2017, later updated to incorporating some changes of land acquisition and resettlement issues. The World Bank (WB) cleared this updated RAP-2 in December 2018. As per updated a total of 4,818 are non-titled EPs on Government land (Squatters-4,065; Tenants-495 and Wage labour-258) which may fluctuate in course of time.

3.1.8 Payment of Compensation / Resettlement Benefits for Package-2

Payment for Compensation and resettlement benefits paid non-titled EPs (Squatters) has been started from October 2018. A total of 3,783 EPs have been paid amounting BDT 4,278.11 lac and shifting of electric poles 259.30 lac total amounting of 4,537.41 lac. The detail of the payment of compensation is shown in Table 3-7:

Table 3-7: Payment of Resettlement Benefit to squatter in Package-2

Polder	Non-titled EP's (Squatters)			Paid Non-titled EP's (Squatters)			Total Tenants	Paid Tenant	Total Wage Labourers	Paid wage labour	Total Entities	Total Paid Entities	Amount paid in BDT (Lac)
	Residence (Squatters)	Commercial (Squatters)	Total (Squatters)	Residence (Squatter)	Commercial (Squatters)	Total Paid (Squatters)							
1	2	3	4=(2+3)	5	6	7=(5+6)	8	9	10	11	12=(4+8+10)	13=(7+9+11)	14
39/2C	2	17	19	2	17	19	0	0	0	0	19	19	29.53
40/2	1039	376	1415	1027	281	1308	147	0	34	0	1596	1308	1503.97
41/1	420	203	622	406	216	622	43	0	4	0	669	622	749.42
43/2C	307	272	579	300	167	467	96	0	7	0	682	467	544.56
47/2	93	67	160	93	67	160	8	0	1	0	169	160	155.87
48	828	442	1270	788	419	1207	201	0	212	0	1683	1207	1294.76
Total =	2,689	1,377	4,065	2616	1167	3783	495	0	258	0	4,818	3783	4278.11
Shifting of electric poles & Cables=												317	259.30
Total=												4537.41	

3.1.9 Payment of Compensation under Law (CUL), Package-2

The Polder wise payment of compensation Under Law (CUL) of Package-2 made by DCs Pirojpur, Jalakhati, Barguna and Patuakhali are furnished in Table 3-8. below:

Table 3-8: Polder- wise payment of CUL till June 2023

District	Polder No.	Total Awardees/ Affected HHs	No of awardees applied to DC	Total estimated amount of CUL BDT Lac	No. of Paid awardees	Nos. of payment cheque distributed by DC	Total paid Amount in BDT Lac	Progress (%)
Pirojpur	39/2C	3,779	2,061	12,407.98	1,788	1,925	7,620.12	61.41
Jalakhati		1,154	790	629.78	762	278	416.10	66.07
Barguna	40/2	798	787	941.60	711	420	760.11	80.73
Barguna	41/1	570	532	469.97	486	240	442.78	94.21
Patuakhali	43/2C	791	315	3243.82	61	59	641.27	19.77
Patuakhali	47/2	133	86	436.12	77	63	399.70	91.65
Patuakhali	48	30	15	515.16	5	5	102.32	19.86
Total=		7,255	4,586	18,644.43	3,890	2,990	10,382.40	55.87

NB: Fund of CUL against final estimate has been placed by BWDB for Polder-40/2 (Barguna District) 61.68 lac under LA Case 01/2021-22 which issuance of notices U/S-8are under process but payment of APs has yet started. So, no progress (%) has not counted in the total amount. The progress (%) of payment is shown on BDT **18,582.75 lac**.

3.1.10 Relocation Status of Package-2

The status of relocation has been given below in Table 3-9 after the first indent payment made.

Table 3-9: Status of relocation in Package-2

Status of Relocation	Number of squatters relocated by Polders							Total	%
	Polder 39/2C	Polder 40/2	Polder 41/1	Polder 43/2C	Polder 47/2	Polder 48			
Relocated on own land	0	541	308	278	98	446	1,671	44.17	
Relocated on purchased land	0	45	78	29	5	130	287	7.59	
Relocated on relative & other's land	0	168	69	98	3	126	464	12.27	
Relocated Temporarily at nearby area (Govt. Land)	0	425	160	62	49	487	1,183	31.27	
Group Relocation	0	37	0	0	0	0	37	0.98	
Market Relocation	0	0	0	0	0	0	0	0.00	
Total Relocated (A)=	0	1216	615	467	155	1189	3,642	96.28	
Not yet relocated (B)=	19	92	7	0	5	18	141	3.72	
Total Relocation target (A+B) =	19	1,308	622	467	160	1,207	3,783	100	

3.1.11 Grievance Redress Mechanism (GRM)

A total number of 71 complaints/grievances have been received so far up to June 2023 by GRC. 69 nos. have been resolved at the entry level. Most complaints/grievances are related to resettlement assistance issues. Table shows the status of complaints/cases received & resolved by GRC.

Table 3-10: The status of complaints/cases received and resolved by GRC

Sl. No.	District	Polder no	Total Complaints/cases	Resolved	Pending Grievances
1	Pirojpur	39/2C	02	0	2
1	Barguna	40/2	32	32	0
2	Barguna	41/1	20	20	0
3	Patuakhali	43/2C	17	17	0
4	Patuakhali	47/2	0	0	0
5	Patuakhali	48	0	0	0
Total =			71	69	2

3.1.12 Preparation of EIA of Package-1

The EIA of 4 Polders under Package-1 were completed during the study period and duly been approved by the competent authorities including World Bank.

3.2 Task B: Prepare Design, Bid Documents, EIAs, RAP, etc. for Package-2 Polders

3.2.1 Data processing and reviewing the shop drawings

Immediately after the completion of each day's survey work, the raw data is submitted to the DRE. Then the raw data is processed to check the quality by using the field log sheet. The shop drawings of embankment and khals are also verified with the received raw data/field log sheet and reviewing the proposed alignment before giving final approval.

3.2.2 Design status of Package-2

All the Detailed Designs of Package-2 were completed and duly been approved by the respective Design Circle of BWDB.

3.2.3 Preparation of EIA of Package-2

The EIA of 6 Polders under Package-2 were completed and duly been approved by the competent authorities including World Bank.

3.2.4 Preparation of Monthly Progress Report (MPR) of Environmental issues for the month of June 2023

Monthly progress report on the environmental section was prepared for the month of June 2023 as a regular practice.

3.2.5 Submission of Environment-related reports by Contractor, Package-2, CEIP-1

Contractor, Package-2, CEIP-1 has submitted the following final reports in connection with BoQ of the Contract document under Environmental Mitigation Works:

- **Environmental monitoring report:** Submission of Test report of environmental parameters including Drinking water, Surface water, Soil quality, Air quality and Noise quality for the year 2023 as per requirement of BoQ item nos.02, 13,14, 15,27 & 29 under Environmental Mitigation works.
- **Report regarding Fish stocking in the khals areas:** Submission of report regarding BoQ item no 12 under Environmental Mitigation works -Release of fish fry in the khals inside the Polders after completion of construction works.
- **Maintaining normal water follows during construction of sluices:** Submission of report regarding BoQ item no 21 Under Environmental Mitigation works -Construction of alternative or by-pass channel at each construction site.

3.2.6 Environment-related information, Package-2 for June 2023

The Contractor, Package-2 has submitted some information related to environment for the month of June 2023 as a part of the regular exercise. The Contractor recruits no under-aged worker and workers' age are verified through cross checking their National ID Cards. The related information is provided in the following Table 3-11:

Table 3-11: Environment-related Information Package-2 for June 2023

Name of Polder	No. of Total Workers in 5 Polders this Month		No. of environmental trainees in this month	No. of total accidents took place in this month	No. of total environmental grievance in this month	No. of problem faced for environmental compliance in this month	Comment
	Local Workers	Expatriate workers					
Polder 39/2C	287	15	251	1 (Occurred on June 28, 2023)	0	0	The incidence was related to stressed by equipment while worked without helmet
Polder 40/2	113	3	85	0	0	0	No accident/ injury took place during this month
Polder 41/1	28	1	19	0	0	0	No accident/ injury took place during this month
Polder43/2C	73	4	60	0	0	0	No accident/ injury took place during this month
Polder 48	122	7	103	0	0	0	No accident/ injury took place during this month

Name of Polder	No. of Total Workers in 5 Polders this Month		No. of environmental trainees in this month	No. of total accidents took place in this month	No. of total environmental grievance in this month	No. of problem faced for environmental compliance in this month	Comment
	Local Workers	Expatriate workers					
Dhaka office	6	7		0	0	0	No accident/ injury took place during this month
Patuakhali office	5	4		0	0	0	No accident/ injury took place during this month
Total	634	41	518	0	0	0	

3.2.7 Information of working areas, no. of workers involved (both local and expatriate) of Package-2, CEIP-1

The Contractor of Package-2, CEIP-1 has been involved in embankment rehabilitation, slope protection and sluice construction activities where a number of local and expatriate workers/ staffs are involved. The works were continued at some work sites during the month of June 2023, which is provided by the contractor during the reporting period are as follows:

Table 3-12: Work site information of Package 2, CEIP-1 during the period from 1st June 2023 to 30th June 2023

Sl. No.	Location, Polder No. Work site	Type of work	No of workers involved during 01.06.2023 to 30.06.2023		Expected date of work completion	Comments
			Local	Expatriate		
1	39/2C	<ol style="list-style-type: none"> CC Block Manufactured work Embankment work for km35+800-36+300 Embankment work for km41+000-42+000 Embankment work for KM43+250-43+800 Embankment work for Km 51+150-51+350 Construction of FS-4 Construction of FS-5 Construction of FS-6 Construction of FS-14-2 	287	15	30 Sep.2023	
2	40/2	<ol style="list-style-type: none"> Embankment Work for km16+200-17+000 Embankment Work for km 23+500-k25+500 Emergency work for km25+450-26+500 	113	3	30 Sep.2023	
3	41/1	<ol style="list-style-type: none"> Construction of DS-2 Embankment work for km5+900-6+141 Canal work for ds-5 Embankment work for km3+100-3+212 Turfing work 	28	1	30 Sep.2023	
4	43/2C	<ol style="list-style-type: none"> Embankment Work for k12+800-14+050 Embankment Work for km18+662-20+050 Canal work for DS-8 Canal work for DS-1 Canal work for DS-3 Construction for FS-1 	73	4	30 Sep.2023	
5	47/2		0	0	Work complete	

Sl. No.	Location, Polder No. Work site	Type of work	No of workers involved during 01.06.2023 to 30.06.2023		Expected date of work completion	Comments
			Local	Expatriate		
6	48	1. Slope Protection Work for km34+000-34+200 2. Embankment work for k22+050-22+550 3. Embankment work for km 27+000-28+300 4. Embankment Work for km 37+000-37+300 5. CC Block Manufactured	122	7		
7.	Dhaka office	Administration and Supervisory works	7	7		
8.	Patuakhali office	Administration and Supervisory works	4	5		
Total workers			633	42		

Note: During this period, contractor has always provided the protective tools to workers, such as Mask, Hand Sanitizer and the 75% of alcohol, most important is we check workers temperature everyday with Temperature measuring gun. And also, every Polders camp has prepared the isolation area.

3.2.8 Noise Measurement, Package-2

Two out of total 3 automated CC manufacturing plants (CC plants of Charkhali and Telikhali) of Polder 39/2C were closed during the month of June 2023. The noise levels of Nadmula CC plant have been measured. The noise level of other campsite/ worksite is mainly caused by operation of generator used for various project related activities operated in Polders 40/2, 41/1,43/2C and 48 during the month of June 2023. The noise levels of different work sites of these Polders for the month of June 2023 are provided in as follows below tables:

Table 3-13: Noise Records of Polder 39/2C for the Month of June 2023

Monitoring Location		Polder 39/2C, CC Block Manufacturing plant, camp
Monitoring Date		30-June-2023 (Day time)
Noise Meter Model		Digital sound level meter AS804
Major noise sources during monitoring		CC block manufacturing plant, generator
Location category		Mixed area
Measurement results, dB	Operator of Automatic CC Block Machine (Down)	73.5
	Operator of Automatic CC Block Machine (Up)	73
	Are For Tray Replacement	70
	CC B lock stacking area	68.23
	Generator room in side	88.1
	Generator room out side	80.2
	Workshop Area	76.55
	Camp room No.1	52
	Camp room No.2	52.2
	Community (East)	64.25
	Community (West)	64.5
River Side	63.0	
Daytime standard of sound, dB (ECR 1997)		50(residential area); 60 (mixed area); 70 (commercial area); 75 (industrial area)
Daytime standard of sound, dB (WHO, 1999)		55 (residential); 55 (institutional); 55 (educational); 70 (commercial area); 75 (industrial area)

Table 3-14: Noise level of Polder 40/2 for the Month of June 2023

Monitoring Location		Polder 40/2,CC Block Manufacturing plant, camp
Monitoring Date		30-June-2023 (Day time)
Noise Meter Model		Digital sound level meter AS804
Major noise sources during monitoring		CC block manufacturing plant, generator
Location category		Mixed area
Measurement results, dB	CC block casting area (E497100.876 N434366.099 2.90)	66
	curing area (start point) (E497106.635 N434368.626 2.78)	61.23
	curing area (end point) (E497090.418 N434360.046 2.31)	66
	stacking area (E497126.491 N434341.003 2.88)	58.1
	Generator room in side (E497000.16 N434328.054 3.05)	87.5
	Generator room out side (E497000.25 N434328.054 3.05)	79.2
	Kitchen (E497101.516 N434323.099 2.64)	58
	Camp room No.1(E497100.876 N434366.099 2.66)	62.3
	Camp room No.2(E497121.312 N434331.878 2.65)	53
	Worker rest house (E497090.418 N434360.046 2.31)	53
Daytime standard of sound, dB (ECR 1997)		50(residential area);60 (mixed area);70 (commercial area); 75 (industrial area)
Daytime standard of sound, dB (WHO, 1999)		55 (residential); 55 (institutional); 55 (educational); 70 (commercial area); 75 (industrial area)

Table 3-15: Noise level of Polder 41/1 for the Month of June 2023

Monitoring Location		Polder 41/1 Coordinates: N447305.458 E521446.412
Monitoring Date		30-June-2023(Day time)
Noise Meter Model		Digital sound level meter AS804
Major noise sources during monitoring		CC block pre-casting yard, Generator
Location category		Mixed area
Measurement results, dB	Generator room in side (N447291.788 E521447.84)	88.5
	Generator room out side (N447291.788 E521450.00)	81.22
	curing area (start point) (N447318.086 E521433.608)	57
	curing area (end point) (N447305.458 E521446.412)	57
	stacking area (N447365.951 E521434.048)	58.23
	Kitchen (N447392.819 E52141.700)	56.6
	House No.1 (N447368.946 E521409.219)	52
	House No.2 (N447389.027 E521416.627)	52

Daytime standard of sound, dB (ECR 1997)	50(residential area); 60 (mixed area); 70 (commercial area); 75 (industrial area)
Daytime standard of sound, dB (WHO, 1999)	55 (residential); 55 (institutional); 55 (educational); 70 (commercial area); 75 (industrial area)

Table 3-16: Noise level of Polder 43/2C for the Month of June 2023

Monitoring Location		Polder 43/2C,CC Block Manufacturing plant, CC Block yard Coordinates: N454740.798 E540181.012
Monitoring Date		30-June-2023(Day time)
Noise Meter Model		Digital sound level meter AS804
Major noise sources during monitoring		CC block manufacturing plant, generator
Location category		Mixed area
Measurement results, dB	CC block casting area N463140.8130 E540585.0610	No casting this month
	Generator room in side (E464740.16 N540128.054 3.05)	89.24
	Generator room out side (E464741.25 N540133.054 3.05)	82.56
	Kitchen (E464743.516 N540134.099 2.64)	67
	Camp room No.1(E464745.876 N540136.099 2.66)	52
	Camp room No.2(E464744.312 N540122.878 2.65)	53.2
	Worker rest house(E464743.418 N540121.046 2.31)	53
Daytime standard of sound, dB(ECR 1997)		50(residential area);60(mixed area);70(commercial area); 75(industrial area)
Daytime standard of sound, dB (WHO, 1999)		55 (residential); 55 (institutional); 55 (educational); 70 (commercial area); 75 (industrial area)

Table 3-17: Noise level of Polder 48 for the Month of June 2023

Monitoring Location		Polder 48, CC block yard Coordinates: N416325.431 E512365.154
Monitoring Date: June		30-June-2023
Noise Meter Model		Digital sound level meter AS804
Major noise sources during monitoring		Generator
Location category		Mixed area
Measurement results, dB	CC Block Mixer machine N416380.152 E512338.650	81
	curing area (start point) N416365.201 E512314.320	66
	curing area (end point) N416412.693 E512374.993	59.2
	stacking area N416410.630 E512390.085	60.33
	Kitchen N416375.098 E512307.765	61.25
	Generator room inside	89.22
	Generator room out side	82.53
	House No.1 N416359.302 E512310.137	52
	House No.2 N416365.201 E512327.038	53.25
Daytime standard of sound, dB (ECR 1997)		50(residential area);60(mixed area);70(commercial area);75(industrial area)
Daytime standard of sound, dB (WHO, 1999)		55 (residential); 55 (institutional); 55 (educational); 70 (commercial area); 75 (industrial area)

3.2.9 Information on Grievance Collection Box (GCB)

In Package-2, CEIP-1 Polder-wise GCBs are, in Polder 39/2C there are 3 nos. of GCBs (at and around the 3 automated CC block manufacturing plants), in Polder 40/2 there are 2 nos. of GCBs. (1 at camp site and 1 at mechanical room), in Polder 41/1 there are 2 nos. of GCBs (1 at inside the camp and 1 at entrance of camp), Polder 43/2C has 2 nos. (1 at camp site and another placed in mechanical workshop site), Polder 48 has 3 nos. (1 outside store room, 1 outside generator room and 1 outside mechanical room). The numbers of GCBs will be increased whenever the number of work locations and workers will be increased, which is expected with the improvement of COVID-19 situation. It has to be remembered that the works of Polder 47/2 is already completed.

During the month of June 2023, the Construction Supervision Engineers (CSEs) or the Field Engineers of Polders 39/2C, 40/2, 41/1, 43/2C and 48 have opened the grievance collection boxes located in different Polder areas and submitted their findings, which have been reported by Deputy Resident Engineer (DRE). Various information of GCBs is submitted as follows Table 3-18.

Table 3-18: Information on grievances of the GCBs in Package-2

Sl. No.	Location	Date of opening the GCB	Name of the person, who keeps the key	No. of Grievance received	Action taken	Remarks
1.	Polder 39/2C (Office area)	26.06..2023	Md. Motahar Hossain Mamun, Field Engineer	Nil	Not applicable-	All the boxes were opened jointly by Md. Motahar Hossain Mamun, Field Engineer and Mr Ma. Zemou, Polder Manager of Polder 39/2C
2.	Polder 39/2C (Mechanical area)	26.06.2023	Md. Motahar Hossain Mamun, Field Engineer	Nil	Not applicable	
3.	Polder 39/2C (Port area)	26.06.2023	Md. Motahar Hossain Mamun, Field Engineer	Nil	Not applicable	
4.	Polder 40/2	25.06.2023	Md. Monir Hosen, Field Engineer	Nil	-	All boxes were opened by the respective Field Engineers in presence of Md. Harun Ar Rashid, CSE of Polders 40/2 and 41/1
5.	Polder 40/2	25.05.2023	Md. Monir Hosen, Field Engineer	Nil	-	
6.	Polder 41/1	26.06.2023	Khandaker Shamim Ahmed, Field Engineer	Nil	-	
7.	Polder41/1	26..06.2023	Khandaker Shamim Ahmed, Field Engineer	Nil	-	The boxes were opened by Mr. Mohd Ali Jinnah CSE in presence of Mr. Jamal Uddin, Field Engineer and Mr. Wang Taofu, Polder Manager, Polder 43/2C
8.	Polder 43/2C (at Chinese camp)	26.06.2023	Mr. Md. Harunur Rashid, CSE, Polder 43/2	Nil	-	
9.	Polder 43/2C (at Mechanical shed)	26.06. 2023	Mr. Md. Harunur Rashid, CSE, Polder 43/2	Nil	-	All the 3 boxes were opened by AKM Mazibur Rahman CSE, Polders 47/2 & 48 in presence of Mr. Lixiang, Polder Manager, Polder 48)
10.	Polder 48 (outside store room)	26.06. 2023	Mr. A.K.M. Mazibur Rahman, CSE, Polder 47/2 & 48	Nil	-	
11.	Polder 48 (outside generator room)	26.06.2023	Mr. A.K.M. Mazibur Rahman, CSE, Polder 47/2 & 48	Nil	-	
12	Polder 48 (outside mechanical room)	26.06.2023	Mr. A.K.M. Mazibur Rahman, CSE, Polder 47/2 & 48	Nil	-	

3.2.10 Recording of Workers' History

The Contractor, Package-2 is keeping/ maintaining various records of their workers specially information on their age, gender, medical history, contact details of next of kin to notify in case of

accident and emergency. The recording is monitored by the Environmental Specialists of PMU, DDCS&PMS Consultants and Third-party M & E Consultants during their visits at field level.

3.2.11 EAP/C-ESMP Monitoring

Monitoring of key EHS risk management according to EAP/C-ESMP in Package-2 has been carried out during the Month of June 2023 are as follows:

a. Key EHS compliance (Package-2)

Various key EHS measures complied based on EHS risk management in the light of C-ESMP (in Package-2) during the month of June 2023 are presented in the Table 3-19.

Table 3-19: Measures taken on EHS Risk Management and EAP for Package-2

Sl. no.	Polder/site	Specific individual area	EHS Risk issues	Measures taken to mitigate the risk issues	Remarks
1.	Polder 39/2C Construction of embankment		Lockout-tagout (LOTO) of automatic CC plants of Polder 39/2C	<ul style="list-style-type: none"> All required EHS measures and some COVID-19 measures were compiled by the contractor and the workers also adopted the measures for their safety and security. 2 automated CC block manufacturing plants of Polder 39/2C were kept closed and kept encircled by security enclosures 	Few CC blocks were manufactured in Nadmulla CC plant during the month of June, 2023 and although 2 units of automated CC manufacturing plants of this Polder at Charkhali and Telikhali were demobilised
		Starting and ending of working length	May occur accident, top soil disruption	<ul style="list-style-type: none"> Demarcated all work sites clearly. Installed cautionary/ informative signals to indicate the entry and exits of vehicles and movement of construction equipment in the working area. Disposed of the excess soil at site with no objection from local authority. Conducted regular toolbox talk before starting the work. Informed the community before the start of work. Provided PPE to the workers during conduct of work. Erected the wire up to enough height before starting and ending of the work. Checked the physical conditions of excavator regularly. Checked the physical conditions of compaction vehicle regularly. Checked the physical conditions of truck regularly. Conducted training on driving safety at regular interval. Borrow area of earth was fixed on agreement with land owners. Documented all borrow agreements. Complied borrow area excavation with safe distance from embankment as per technical specification. 	

Sl. no.	Polder/site	Specific individual area	EHS Risk issues	Measures taken to mitigate the risk issues	Remarks
2.	Polders 40/2,41/1, 43/2C and 48 Manufacturing of CC block (by mixer machine)		Stockpile area	<ul style="list-style-type: none"> Sprayed water at regular intervals Maintained safe height of the stockpile Provided coverage of stockpiled materials 	
			Electric firing	<ul style="list-style-type: none"> Checked the switch board and wire system regularly Provided fire extinguisher and sand at strategic locations 	
			Fuel Storage	<ul style="list-style-type: none"> Established fuel storage shed. Paved the fuel storage area. Provided firefighting equipment and checked the expiration date of hydrants. Avoided underground storage of fuel. Maintained minimum distance during fueling and re-fueling Made available of fuel absorbent facility at site 	
			Waste storage and disposal	<ul style="list-style-type: none"> Provided separate collection bins for different waste types Installed designated dumping area Installed decanting boxes Established facility for collection of industrial waste Ensured safe waste disposal 	
3.	Polder 40/2, 41/1, 43/2C & 48 Re-sectioning of Embankment and slope protection works of Polders 40/2 and Polder 48	Starting and ending of working length	May occur accident, top soil disruption	<ul style="list-style-type: none"> Installed cautionary/ informative signals to indicate the entry and exits of vehicles and safe movement of construction equipment in the working area. Disposed the excess soil at site with no objection from local authority. Erected the wire up to enough height before starting and ending of the work Checked the physical conditions of excavator regularly Checked the physical condition of compaction vehicle regularly Checked the physical condition of trucks regularly Conducted training on driving safety at regular interval Borrow area of earth was fixed on agreement with land owners Documented all borrow agreements Complied borrow area excavation with safe distance from embankment as per technical specification. 	
4.	All Polders under Package-2	COVID-19 crisis	Infection and Spreading of the germ of novel corona virus has reduced a lot at present	<ul style="list-style-type: none"> Checking of body temperature of workers by experienced personnel at all work sites before entrance. Made arrangement for hand washing/hand sanitizer. Provided additional PPE with considerations to the COVID-19 situation. Improvement of workers' awareness on control of outbreak and spread of COVID-19 	Infection of COVID-19 germs has reduced a lot at present, thus adoption of precautionary measures has also reduced accordingly

3.2.12 Progress of Mechanical Works

About the mechanical aspects the following activities were performed.

Package-1

Fabrication of all New Gates & Hoisting devices had been completed and installation of the devices has already been completed. Some rectification work which was needed to be done, were done by the contractor, Package-1. Joint inspection was done by a Team comprising of Consultant's Mechanical engineer, project engineers and representative of PMU. The sluices have been handed over to the WMA/WMG. They are now in charge operation of the Sluices. A second time inspection of the Sluice Gates was done by Third Party Consultant where Mechanical Engineer from DDCS & PMS Consultant were accompanied.

Package-2

130 sets of gates and hoists have been arrived at site up to May 2023. In total 96 sets of gates have been installed in the completed structures out of which 100 sets in Drainage Sluices and 30 sets in Flushing Sluices. The Contractor has been advised to bring the remaining gates and hoists at the earliest possible time to complete the Drainage and Flushing Sluices in all respect to make them functional. Accordingly, as per approval of the Engineer the Contractor has signed a contract with the local factory for manufacturing 35 (thirty-five) sets of sluice gates and related accessories. By April 2022, the local manufacturer has completed manufacturing/fabrication of all 36 (thirty-five) sets of Gates and Hoists. Thus, fabrication of all the gates and hoists for different Polders of Package-2 (Ordered by Contractor for local fabrication) are completed which has already been sent time to time to the sites for installation at different sluices.

Contractor has been instructed to install all the Gates and Hoists at the earliest. It was informed that some of the locally fabricated Gates and Hoists has already been installed at the completed sluices. The rest will be installed after completion of construction of the sluices.

There are some Gates and Hoists at the old structures at different Polders of Package-2 which need to be replaced or repaired within the jurisdiction of the present Contract. Design of Gates and Hoists for the repaired sluices of different Polders has been prepared as per inventory of the Gates and Hoists prepared by the Contractor of Package-2 (according to the verified sizes by DRE). Design and drawings of all the Gates and Hoists for the repaired and repairable sluices were sent to site (DRE) for next course of action. Contractor ordered for manufacturing the Gates locally. Field Engineer (Mechanical) is monitoring progress of Gate Manufacturing including mechanical works at site and necessary instruction is being given from time to time regarding different issues related for installation of gates and Hoists at all structures including repaired and repairable structures. All the Gates and hoists of the repaired sluices have been manufactured and sent to the sites for installation. Installation work is going on.

Package-3

Remaining Design of Flushing cum Drainage Regulators for Package-3 has got approval from BWDB Design Office. With this, all the mechanical Design works in connection with Package-3, CEIP-1 have been completed now.

3.3 Task B: Prepare Design, Bid Documents, EIAs, RAP, etc. for Package-3 Polders

3.3.1 Design

The detailed information regarding the status of preparation and approval of the design of different items of works of Package-3 has been shown in the Table 3-20 below:

Table 3-20: Status of Design for Package-3

SI No.	Polder	Embankment (Km)			Drainage Channel (Km)			Drainage Sluice (No.)			Flushing Sluice (No.)		
		Target	Achievement		Target	Achievement		Target	Achievement		Target	Achievement	
			Design Prepared	Design Approved		Design Prepared	Design Approved		Design Prepared	Design Approved		Design Prepared	Design Approved
1	14/1	31.25	31.25	31.25	13.23	13.23	13.23	4	4	4	1	1	1
2	15	30.78	30.78	30.78	15.44	15.44	15.44	4	4	4	0	0	0
3	16	44.75	44.75	44.75	47.90	47.90	47.90	17	17	17	0	0	0
4	17/1	38.50	38.50	38.50	35.80	35.80	35.80	10	10	10	0	0	0
5	17/2	11.00	11.00	11.00	12.40	12.40	12.40	3	3	3	0	0	0
6	23	36.70	36.70	36.70	31.50	31.50	31.50	12	12	12	12	12	12
7	34/3	17.00	17.00	17.00	11.10	11.10	11.10	3	3	3	6	6	6
Total =		209.98	209.98	209.98	167.37	167.37	167.37	53	53	53	19	19	19

River Bank Protection Works (Km)			Embankment Slope Protection Works (Km)			Gates & Hoists					
Target	Achievement		Target	Achievement		Target	Drainage Sluice (No.)		Target	Flushing Sluice (No.)	
	Design Prepared	Design Approved		Design Prepared	Design Approved		Typical Design Prepared	Typical Design Approved		Design Prepared	Design Approved
0.00	0.00	0	4.78	4.78	4.78			0		0	0
1.60	0.800	0.800	0.00	0.00	0			0		0	0
0.00	0	0	0.00	0	0			0		0	0
0.00	0	0	0.00	0	0			0		0	0
0.00	0	0	0.00	0	0			0		0	0
0.00	0	0	0.00	0	0			0		0	0
0.00	0	0	0.00	0	0			0		0	0
1.60	0.800	0.800	4.78	4.78	4.78	1	1	1	1	1	1

3.3.2 Bidding Document of Package-3

Preparation of the Bidding Documents based on estimate prepared based on draft design submitted to the concerned design office for approval had been completed and submitted to PMU on 17th October 2019. As per Aide-Memoire of the WB Implementation Support Review Mission during 16th August 2020 to 20th August 2020, the submitted Bid Documents are to be updated based on the approved design of BWDB. Bid Documents have been updated based on the approved design of BWDB and updated Rate Schedule of BWDB published in September 2022.

3.3.3 Preparation of EIA of Package-3

The World Bank has approved the EIA reports of all the 7 (seven) Polders of Package-3, which contain the responses of the World Bank comments, which have to be cleared by the DOE after holding of a National Level Workshop.

3.3.4 RAP Preparation of Package-3

After the accomplishment of the map of alignment fixing by the concern of BWDB and Consultants, the LAP/RAP team has completed the Household (HH) numbering and IoL survey in 7 (seven) Polders

(Polder-14/1, 15, 16, 17/1, 17/2, 23 and 34/3) under Package-3 of CEIP-1. A total of 20 community consultation meetings were conducted in 15 different locations in Polders of Package-3. Meanwhile, the design crest level has been increased from 4.50 m to 6.00 m with the instruction of BWDB and the design of embankment was approved accordingly. At present, the Package-3 is not implementing under CEIP-1 Resettlement Action Plan (RAP) has been prepared and submitted to the World Bank. The World Bank has suggested that this RAP may please be preserved for any future reference and use.

3.3.5 LAP Preparation for Package-3

The Land Acquisition Plan (LAP) of Package-3 has been prepared on the basis of original design of embankment where the crest width of the embankment was 4.50m. Meanwhile, BWDB had decided to change the design of embankment providing the crest width 6.00m instead of 4.50m. At the present context, the designs of embankment have been approved by the Design Circle-5, BWDB considering the crest width 6.00m. The LAP/RAP team has collected records and information on previously acquired land for seven Polders (Polder- 14/1, 15, 16, 17/1, 17/2, 23 and 34/3) from concerned O&M Divisions of BWDB and the concerned DC offices (Khulna, Satkhira and Bagerhat). Mouza Maps have also been collected from the office of Director, Land Records, Tejgaon, Dhaka and the DC office Khulna, Satkhira and Bagerhat. The works of Package-3 proposes to acquire 95.37 ha. of land for improvement of Seven Polders. The 3rd Package is likely to displace 4,825 household (HH) and other units. But all these activities will require updated in accordance with the revised LAP and RAP.

3.4 Task C: Supervise Construction & Administer Contract of Package-1

3.4.1 Introduction

The Progress report covers the events up to 30th June 2023. The Contract for Package-1 was signed on 1st November 2015 for the execution of Rehabilitation/ Reconstruction and Upgrading of Polder-32; Polder-33; Polder 35/1 and 35/3 under Package-1. The date of formal commencement of work was on 26th January 2016.

Of the total 200.617 kilometres of embankment upgrading in the four Polders, 200.617 kilometres are fully completed (excluding some dressing & turfing works). In Package-1 in total there is 17.699 km paved road, out of these 10.65 km in Polder 35/1 and 1.95 km in Polder 35/3, and km 5.099 km in Polder 33. The most lengths of the paved roads are in good condition with crest levels around 40 to 50 cm lower than the CEIP-1 design crest levels. The crest widths are also close to CEIP-1 design crest width of 4.50 m. Once it was decided that paved road would not be dismantled, and no works would be executed there. However, later it has been decided to keep the target length of embankment unchanged, slope development work of the embankment would be executed for these paved roads area. By this time, the slope development work of the embankment of the respective Polders have been completed.

As per the target for the Result Framework in total 150.299 Km of Drainage Channel re-excavation has been achieved.

There is provision for 19.766 Km of embankment Slope Protection works in the four Polders of which 19.766 Km are completed as of June 2023. The 4.25 Km Riverbank protection works had been completed.

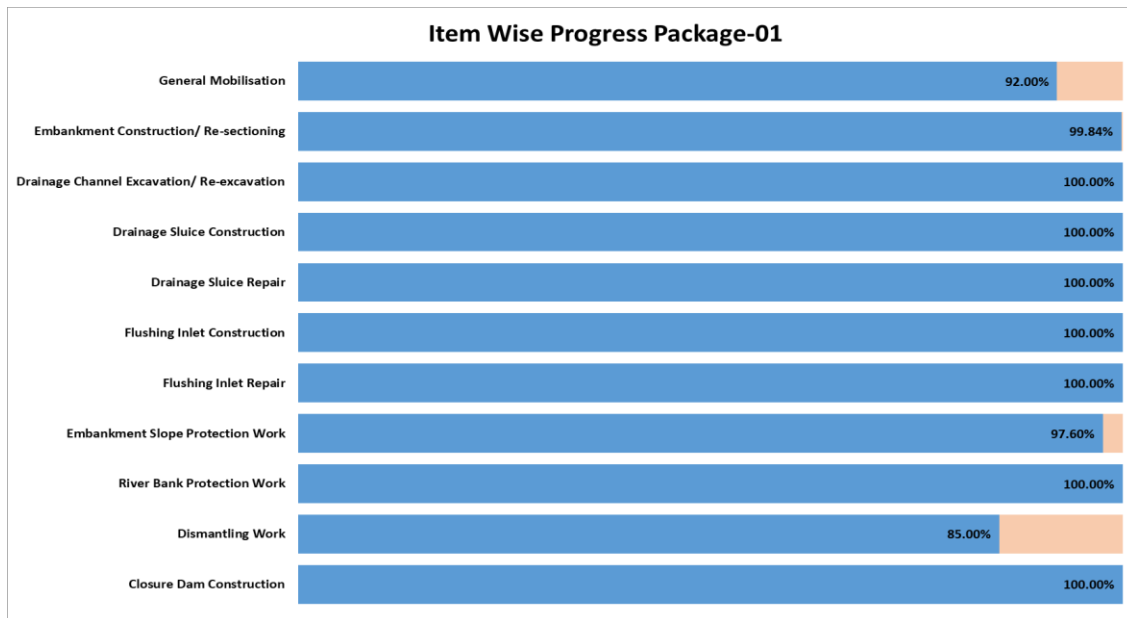


Figure 3-1: Item Wise Progress of Package-1

Water logging in Polder 35/1

There was severe water logging in Polder 35/1 under CEIP-1, Contract Package-1 in the last week of July & first week of August 2021 due to incessant record-breaking rainfall from July 27, 2021, to August 01, 2021.

Short-term arrangement was made to remove water logging by installing drainage Pipe at the identified locations and finally after several investigations it had been decided to construct 7 nos. additional Flushing cum Drainage Outlets as a permanent solution to this water logging problem. As per instruction of the Employer, Engineer took initiative to execute the said works by negotiating with the Contractor of Package-1 and 2 vide several meeting and discussion but ultimately the negotiation was failed. Lastly, it has been decided that the said work will be implemented by O & M Division Bagerhat, BWDB under deposit work. Detail information on this subject had been reported in the previous Monthly Progress Reports.

Emergency Bank Protection Works in Polder 35/1

The Emergency Bank Protection Works at km 2+000-2+300 (300 m) and at km 4+500-4+650 (150 m) with a total length of 450 m in Polder 35/1 under CEIP-1, Contract Package-1, was completed about 98% by November 2021 and the balance 2% including bank pitching works would not be completed due to further erosion of riverbank, emergency riverbank protection work has been taken up under deposit work.

Precautionary Emergency Bank Protection Works in Polder 32

Precautionary Emergency Bank Protection Works in Polder 32 was taken up at the five most vulnerable locations during the past monsoon months in 2022 to protect the embankment and the lives and living of the Polder Community. Executive Engineer, CEIP-1, BWDB, Khulna assisted in counting the geo-bags through the BWDB Committee constituted by the Project Director. The said works have been completed by this time.

Additional Bank Protection Works in Polder 32

- The present status of Additional Riverbank Protection Works of Polder-32 has been stated in detail under article 1.2.1 of this Monthly Progress Report.

3.4.2 Physical Progress (Milestone Matrix)

Table 3-21: Physical Works Status of Package-1 as of June 2023

Item	Unit	RF Target	Revised Quantity	Cumulative upto June 2022		Cumulative upto 31 May 2023		Current Month		Cumulative upto 30 June 2023		Cumulative During FY 2022-23	
				Completed	Partially Completed	Completed	Partially Completed	Completed	Partially Completed	Completed	Partially Completed	Completed	Partially Completed
1	2	3	4	7	8	9	10	11=(13-9)	12	13	14	15=(13-7)	16
General Mobilization	LS	-	-	90.00%		92.00%		0.00%		92.00%		2.00%	
Embankment Construction/Re-sectioning	Km	200.617	200.617	197.882	0.400	200.617	0.000	0.000	0.000	200.617	0.000	2.735	0.000
				99.36%		99.84%		0.00%		99.84%		0.48%	
Drainage Channel Excavation/Re-excavation	Km	151.210	150.299	150.30	0.000	150.299	0	0.000	0.00	150.299	0	0.000	0.00
				100.00%		100.00%		0.00%		100.00%		0.00%	
Drainage Sluice Construction	No.	38	38	38	0	38	0	0	0	38	0	0	0
				99.43%		99.43%		0.00%		99.43%		0.00%	
Drainage Sluice Repair	No.	2	2	2	0	2	0	0	0	2	0	0	0
				98.67%		98.67%		0.00%		98.67%		0.00%	
Flushing Inlet Construction	No.	30	29	29	0	29	0	0	0	29	0	0	0
				99.34%		99.34%		0.00%		99.34%		0.00%	
Flushing Inlet Repair	No.	14	14	14	0	14	0	0	0	14	0	0	0
				98.71%		98.71%		0.00%		98.71%		0.00%	
Embankment Slope Protection Work	Km	19.966	19.766	19.606	-	19.743	-	0.023	-	19.766	-	0.160	0.00
				97.60%		97.60%		0.01%		97.60%		0.01%	
River Bank Protection Work	Km	4.45	4.25	4.250	-	4.250	-	0.000	-	4.250	-	0.00	0.00
				95.63%		95.63%		0.00%		95.63%		0.00%	
Closure Dam Construction	No.	1	1	100.00%		100.00%		0.00%		100.00%		0.00%	

Table 3-22: Polder wise Physical Works status of Package-1 as of June 2023

Package No	Polder No	Progress for Construction of Drainage sluices								Progress for Construction of Flushing Sluices							
		Number of DS	Dropped	Revised target of DS	100% Completed	Ongoing	Yet to Start	Overall Progress (%)	Sluice in operation.	Number of FS	Dropped	Revised target of FS	100% Completed	Ongoing	Yet to Start	Overall Progress (%)	Sluice in Operation
1	32	8	0	8	8	0	0	100.00%	8	2	1	1	1	0	0	100.00%	1
	33	12	0	12	12	0	0	100.00%	12	12	6	6	6	0	0	100.00%	6
	35/1	15	1	14	14	0	0	100.00%	14	16	4	12	12	0	0	100.00%	12
	35/3	4	0	4	4	0	0	100.00%	4	10	0	10	10	0	0	100.00%	10
	Total	39	1	38	38	0	0	99.43%	38	40	11	29	29	0	0	99.34%	29

Package No	Polder No	Progress for Repair of Drainage Sluices								Progress for Repair of Flushing Sluices							
		Number of DS	Number of Dropped	Revised target of DS Repair	100% Completed	Ongoing	Yet to Start	Overall Progress (%)	Sluice in operation.	Number of FS	Number of Dropped	Revised target of FS Repair	100% Completed	Ongoing	Yet to Start	Overall Progress (%)	Sluice in operation.
1	32	0	0	0	0	0	0	NA	0	19	13	6	6	0	0	100.00%	6
	33	0	0	0	0	0	0	NA	0	6	3	3	3	0	0	100.00%	3
	35/1	2	0	2	2	0	0	98.67%	2	3	0	3	3	0	0	100.00%	3
	35/3	0	0	0	0	0	0	NA	0	2	0	2	2	0	0	100.00%	2
	Total	2	0	2	2	0	0	98.67%	2	30	16	14	14	0	0	98.71%	14

Package No	Polder No	Progress for Bank Protection Work			Summary of Slope Protection Work			Progress for Excavation / Re-excavation of Drainage Channel				Summary of CC Block Production Status		
		Target Length (Km)	Completed Length (Km)	% Completed	Target Length (Km)	Completed Length (Km)	% Completed	Number of Canals	RF Target Length (Km)	Completed Length (Km)	% Completed	Target Quantity	Production Quantity	% Completed
Package 1	32	2.000	2.000	100.00%	3.30	3.300	100.00%	7	17.00	17.00	100.00%	1,945,077	1,943,312	99.91%
Package 1	33	1.300	1.300	100.00%	4.02	4.016	100.00%	13	62.83	62.83	100.00%	1,332,055	1,293,736	97.12%
Package 1	35/1	0.800	0.800	100.00%	11.75	11.750	100.00%	18	70.47	70.47	100.00%	2,960,616	2,778,317	93.84%
Package 1	35/3	0.150	0.150	100.00%	0.70	0.700	100.00%	2	0.00	0.00	NA	208,950	228,122	109.18%
Package 1	4.250	4.250	95.63%	19.766	19.766	97.60%	40	150.299	150.299	100.00%	6,446,698	6,243,487	96.85%	

Package No	Polder No	Progress of Construction / Re-sectioning of Embankment											Partly Completed			
		Target Length (Km)	Completed Length (Km)	% Completed	New Emb. Length (Km)	Completed New Emb. Length (Km)	% Completed	Resectioning Length (Km)	Completed Resectioning Length (Km)	% Completed	Retd. Emb. Length (Km)	Completed Retd. Emb. Length (Km)	% Completed	New Emb. Length (Km)	Resectioning Length (Km)	Retd. Emb. Length (Km)
Package 1	32	49.666	49.666	100.00%	0.00	0.00	NA	24.68	24.68	100.00%	24.99	24.99	100.00%	0.000	0.000	0.000
Package 1	33	49.154	49.154	100.00%	0.00	0.00	NA	44.87	44.87	100.00%	4.28	4.28	100.00%	0.000	0.000	0.000
Package 1	35/1	61.972	61.972	100.00%	0.00	0.00	NA	57.22	57.22	100.00%	4.75	4.75	100.00%	0.000	0.000	0.000
Package 1	35/3	39.825	39.825	100.00%	0.00	0.00	NA	23.36	23.36	100.00%	16.47	16.47	100.00%	0.000	0.000	0.000
Package 1	200.617	200.617	99.84%	0.000	0.000	NA	150.133	150.133	100.00%	50.48	50.48	100.00%	0.000	0.000	0.000	

Table 3-23: Detailed information of Construction Status of Embankment of Package-1

#	Polder	Location	Status of Work	Length (Km)	Starting Chainage (Km)	End Chainage (Km)	Type of Work (New/ Retd./ Resectioning)	LA Problem	LA - Current Status	Required Earthwork Quantity (Cum)	Completed Earthwork Quantity (Cum)	Required Dressing & Turfing (Sqm)	Completed Dressing and turfing (Sqm)	Completed Earthwork %	Completed Dressing and turfing %	Progress as of June 2023	Completed Length (km)	Partly Completed Length (km)	Remarks	
Package 1																				
1	32	Nalian	Completed	0.483	0.000	0.483	Resectioning	N	NA	23,228	23,228	6,995	6,995	100.00%	100.00%	100.00%	0.483	0.000	Work is Completed	
2	32	Nalian	Completed	1.234	0.483	1.717	Retired	N	NA	55,687	55,687	15,426	15,426	100.00%	100.00%	100.00%	1.234	0.000	Work is Completed	
3	32	Gunari	Completed	0.933	1.717	2.650	Retired	N	NA	42,377	42,377	17,946	17,946	100.00%	100.00%	100.00%	0.933	0.000	Work is Completed	
4	32	Gunari	Completed	0.193	2.650	2.843	Retired	N	NA	10,669	10,669	4,051	4,051	100.00%	100.00%	100.00%	0.193	0.000	Work is Completed	
5	32	Gunari	Completed	0.200	2.843	3.043	Retired	N	NA	10,936	10,936	4,436	4,436	100.00%	100.00%	100.00%	0.200	0.000	Work is Completed	
6	32	Gunari	Completed	1.207	3.043	4.250	Retired	N	NA	68,410	68,410	20,340	20,340	100.00%	100.00%	100.00%	1.207	0.000	Work is Completed	
7	32	Gunari	Completed	1.218	4.250	5.468	Retired	N	NA	54,934	54,934	20,571	20,571	100.00%	100.00%	100.00%	1.218	0.000	Work is Completed	
8	32	Gunari	Completed	0.532	5.468	6.000	Retired	N	NA	23,315	23,315	11,169	11,169	100.00%	100.00%	100.00%	0.532	0.000	Work is Completed	
9	32	Kalibari	Completed	0.178	6.000	6.178	Resectioning	N	NA	5,472	5,472	3,737	3,737	100.00%	100.00%	100.00%	0.178	0.000	Work is Completed	
10	32	Kalibari	Completed	0.422	6.178	6.600	Resectioning	N	NA	11,678	11,678	3,980	3,980	100.00%	100.00%	100.00%	0.422	0.000	Work is Completed	
11	32	Kalibari	Completed	0.500	6.600	7.100	Resectioning	N	NA	16,737	16,737	4,716	4,716	100.00%	100.00%	100.00%	0.500	0.000	Work is Completed	
12	32	Kalibari	Completed	0.490	7.100	7.590	Retired	N	NA	19,693	19,693	4,621	4,621	100.00%	100.00%	100.00%	0.490	0.000	Work is Completed	
13	32	Kalibari	Completed	0.235	7.590	7.825	Retired	N	NA	9,603	9,603	4,256	4,256	100.00%	100.00%	100.00%	0.235	0.000	Work is Completed	
14	32	Kalibari	Completed	0.225	7.825	8.050	Retired	N	NA	10,490	10,490	3,979	3,979	100.00%	100.00%	100.00%	0.225	0.000	Work is Completed	
15	32	Kalibari	Completed	0.853	8.050	8.903	Retired	N	NA	43,772	43,772	12,087	12,087	100.00%	100.00%	100.00%	0.853	0.000	Work is Completed	
16	32	Vita Bhanga	Completed	0.447	8.903	9.350	Retired	N	NA	11,427	11,427	8,323	8,323	100.00%	100.00%	100.00%	0.447	0.000	Work is Completed	
17	32	Vita Bhanga	Completed	0.620	9.350	9.970	Resectioning	N	NA	17,081	17,081	11,544	11,544	100.00%	100.00%	100.00%	0.620	0.000	Work is Completed	
18	32	Vita Bhanga	Completed	0.247	9.970	10.217	Resectioning	N	NA	5,253	5,253	4,599	4,599	100.00%	100.00%	100.00%	0.247	0.000	Work is Completed	
19	32	Vita Bhanga	Completed	0.533	10.217	10.750	Retired	N	NA	16,713	16,713	10,039	10,039	100.00%	100.00%	100.00%	0.533	0.000	Work is Completed	
20	32	Joy nagar	Completed	0.129	10.750	10.879	Resectioning	N	NA	2,455	2,455	2,430	2,430	100.00%	100.00%	100.00%	0.129	0.000	Work is Completed	
21	32	Joy nagar	Completed	0.858	10.879	11.737	Resectioning	N	NA	20,540	20,540	13,161	13,161	100.00%	100.00%	100.00%	0.858	0.000	Work is Completed	
22	32	Joy nagar	Completed	0.638	11.737	12.375	Resectioning	N	NA	10,664	10,664	12,488	12,488	100.00%	100.00%	100.00%	0.638	0.000	Work is Completed	
23	32	Joy nagar	Completed	0.711	12.375	13.086	Retired	N	NA	22,289	22,289	14,522	14,522	100.00%	100.00%	100.00%	0.711	0.000	Work is Completed	
24	32	Jaliyakhali	Completed	0.914	13.086	14.000	Retired	N	NA	29,046	29,046	13,789	13,789	100.00%	100.00%	100.00%	0.914	0.000	Work is Completed	
25	32	Jaliyakhali	Completed	0.690	14.000	14.690	Resectioning	N	NA	19,402	19,402	10,165	10,165	100.00%	100.00%	100.00%	0.690	0.000	Work is Completed	
26	32	Jaliyakhali	Completed	0.310	14.690	15.000	Resectioning	N	NA	5,974	5,974	5,016	5,016	100.00%	100.00%	100.00%	0.310	0.000	Work is Completed	
27	32	Jaliyakhali	Completed	0.543	15.000	15.543	Resectioning	N	NA	9,425	9,425	8,786	8,786	100.00%	100.00%	100.00%	0.543	0.000	Work is Completed	
28	32	Jaliyakhali	Completed	1.070	15.543	16.613	Retired	N	NA	41,711	41,711	17,313	17,313	100.00%	100.00%	100.00%	1.070	0.000	Work is Completed	
29	32	Jaliyakhali	Completed	0.235	16.613	16.848	Retired	N	NA	9,150	9,150	3,802	3,802	100.00%	100.00%	100.00%	0.235	0.000	Work is Completed	
30	32	Kamarkhola	Completed	0.592	16.848	17.440	Retired	N	NA	16,786	16,786	7,579	7,579	100.00%	100.00%	100.00%	0.592	0.000	Work is Completed	
31	32	Kamarkhola	Completed	0.918	17.440	18.358	Resectioning	N	NA	18,821	18,821	12,854	12,854	100.00%	100.00%	100.00%	0.918	0.000	Work is Completed	
32	32	Kamarkhola	Completed	0.414	18.358	18.772	Retired	N	NA	15,711	15,711	5,738	5,738	100.00%	100.00%	100.00%	0.414	0.000	Work is Completed	
33	32	Kamarkhola	Completed	0.585	18.772	19.357	Retired	N	NA	22,744	22,744	8,108	8,108	100.00%	100.00%	100.00%	0.585	0.000	Work is Completed	
34	32	Kamarkhola	Completed	0.343	19.357	19.700	Resectioning	N	NA	5,838	5,838	4,754	4,754	100.00%	100.00%	100.00%	0.343	0.000	Work is Completed	
35	32	Kamarkhola	Completed	0.044	19.700	19.744	Resectioning	N	NA	728	728	598	598	100.00%	100.00%	100.00%	0.044	0.000	Work is Completed	
36	32	Kamarkhola	Completed	0.530	19.744	20.274	Resectioning	N	NA	9,244	9,244	7,198	7,198	100.00%	100.00%	100.00%	0.530	0.000	Work is Completed	
37	32	Kamarkhola	Completed	1.697	20.274	21.971	Retired	N	NA	49,165	49,165	23,046	23,046	100.00%	100.00%	100.00%	1.697	0.000	Work is Completed	
38	32	Kamarkhola	Completed	0.342	21.971	22.313	Resectioning	N	NA	6,688	6,688	7,361	7,361	100.00%	100.00%	100.00%	0.342	0.000	Work is Completed	
39	32	Kamarkhola	Completed	1.427	22.313	23.940	Resectioning	N	NA	19,962	19,962	14,446	14,446	100.00%	100.00%	100.00%	1.427	0.000	Work is Completed	
40	32	Kamarkhola	Completed	1.231	23.940	25.171	Resectioning	N	NA	14,649	14,649	18,225	18,225	100.00%	100.00%	100.00%	1.231	0.000	Work is Completed	
41	32	Kalinagar	Completed	0.912	25.171	26.083	Retired	N	NA	27,490	27,490	14,985	14,985	100.00%	100.00%	100.00%	0.912	0.000	Work is Completed	
42	32	Kalinagar	Completed	1.124	26.083	27.207	Resectioning	N	NA	16,682	16,682	18,467	18,467	100.00%	100.00%	100.00%	1.124	0.000	Work is Completed	
43	32	Kalinagar	Completed	0.899	27.207	28.106	Resectioning	N	NA	12,777	12,777	14,280	14,280	100.00%	100.00%	100.00%	0.899	0.000	Work is Completed	
44	32	Kalinagar	Completed	0.820	28.106	28.926	Resectioning	N	NA	14,615	14,615	13,025	13,025	100.00%	100.00%	100.00%	0.820	0.000	Work is Completed	
45	32	Kalinagar	Completed	1.110	28.926	30.036	Resectioning	N	NA	16,516	16,516	17,631	17,631	100.00%	100.00%	100.00%	1.110	0.000	Work is Completed	
46	32	Sutarkhali	Completed	1.120	30.036	31.156	Resectioning	N	NA	19,804	19,804	1,906	1,906	100.00%	100.00%	100.00%	1.120	0.000	Work is Completed	
47	32	Sutarkhali	Completed	1.144	31.156	32.300	Resectioning	N	NA	51,736	51,736	18,171	18,171	100.00%	100.00%	100.00%	1.144	0.000	Work is Completed	
48	32	Sutarkhali	Completed	1.168	32.300	33.468	Resectioning	N	NA	22,798	22,798	18,552	18,552	100.00%	100.00%	100.00%	1.168	0.000	Work is Completed	
49	32	Sutarkhali	Completed	1.035	33.468	34.503	Resectioning	N	NA	19,509	19,509	16,440	16,440	100.00%	100.00%	100.00%	1.035	0.000	Work is Completed	
50	32	Sutarkhali	Completed	0.509	34.503	35.012	Resectioning	N	NA	10,642	10,642	8,085	8,085	100.00%	100.00%	100.00%	0.509	0.000	Work is Completed	
51	32	Sutarkhali	Completed	0.848	35.012	35.860	Resectioning	N	NA	20,719	20,719	19,299	19,299	100.00%	100.00%	100.00%	0.848	0.000	Work is Completed	
52	32	Sutarkhali	Completed	1.063	35.860	36.923	Retired	N	NA	43,720	43,720	24,193	24,193	100.00%	100.00%	100.00%	1.063	0.000	Work is Completed	
53	32	Sutarkhali	Completed	1.308	36.923	38.231	Resectioning	N	NA	27,922	27,922	30,240	30,240	100.00%	100.00%	100.00%	1.308	0.000	Work is Completed	
54	32	Sutarkhali	Completed	0.681	38.231	38.912	Resectioning	N	NA	17,825	17,825	15,744	15,744	100.00%	100.00%	100.00%	0.681	0.000	Work is Completed	
55	32	Sutarkhali	Completed	1.007	38.912	39.919	Retired	N	NA	49,568	49,568	23,282	23,282	100.00%	100.00%	100.00%	1.007	0.000	Work is Completed	
56	32	kalabogi	Completed	1.183	39.919	41.102	Retired	N	NA	50,535	50,535	27,350	27,350	100.00%	100.00%	100.00%	1.183	0.000	Work is Completed	
57	32	kalabogi	Completed	0.858	41.102	41.960	Retired	N	NA	38,973	38,973	16,185	16,185	100.00%	100.00%	100.00%	0.858	0.000	Work is Completed	
58	32	kalabogi	Completed	1.432	41.960	43.392	Retired	N</												

Bangladesh Water Development Board (BWDB) Coastal Embankment Improvement Project, Phase-1 (CEIP-1)

#	Polder	Location	Status of Work	Length (Km)	Starting Chainage (Km)	End Chainage (Km)	Type of Work (New/Ret/Resectioning)	LA Problem	LA - Current Status	Required Earthwork Quantity (Cum)	Completed Earthwork Quantity (Cum)	Required Dressing & Turfing (Sqm)	Completed Dressing and turfing (Sqm)	Completed Earthwork %	Completed Dressing and turfing %	Progress as of June 2023	Completed Length (km)	Partly Completed Length (km)	Remarks
72	33	Barishanta	Completed	0.130	0.000	0.130	Retired	Yes	NA	9,290	9,290	2,532	2,532	100.00%	100.00%	100.00%	0.130	0.000	Work is Completed
73	33	Barishanta	Completed	0.050	0.130	0.180	Retired	N	NA	3,550	3,550	974	974	100.00%	100.00%	100.00%	0.050	0.000	Work is Completed
74	33	Barishanta	Completed	0.764	0.180	0.944	Retired	N	NA	27,245	27,245	14,883	14,883	100.00%	100.00%	100.00%	0.764	0.000	Work is Completed
75	33	Barishanta	Completed	0.013	0.944	0.957	Retiring	N	NA	299	299	253	253	100.00%	100.00%	100.00%	0.013	0.000	Work is Completed
76	33	Barishanta	Completed	0.231	0.957	1.188	Retiring	N	NA	12,060	12,060	4,500	4,500	100.00%	100.00%	100.00%	0.231	0.000	Work is Completed
77	33	Purbia dangman	Completed	0.021	1.188	1.209	Retiring	N	NA	565	565	409	409	100.00%	100.00%	100.00%	0.021	0.000	Work is Completed
78	33	Purbia dangman & Dangman	Completed	1.591	1.209	2.800	Retiring	N	NA	38,943	38,943	31,610	31,610	100.00%	100.00%	100.00%	1.591	0.000	Work is Completed
79	33	Dangman	Completed	0.040	2.800	2.840	Retiring	N	NA	654	654	773	773	100.00%	100.00%	100.00%	0.040	0.000	Work is Completed
80	33	Dangman	Completed	0.232	2.840	3.072	Retired	N	NA	8,945	8,945	4,809	4,809	100.00%	100.00%	100.00%	0.232	0.000	Work is Completed
81	33	Dangman	Completed	0.048	3.072	3.140	Retiring	N	NA	2,181	2,181	927	927	100.00%	100.00%	100.00%	0.048	0.000	Work is Completed
82	33	Dangman	Completed	0.790	3.140	3.930	Retiring	N	NA	26,953	26,953	15,263	15,263	100.00%	100.00%	100.00%	0.790	0.000	Work is Completed
83	33	Khajura	Completed	0.013	3.930	3.942	Retiring	N	NA	232	232	232	232	100.00%	100.00%	100.00%	0.013	0.000	Work is Completed
84	33	Khajura	Completed	1.008	3.942	4.950	Retiring	N	NA	26,437	26,437	19,475	19,475	100.00%	100.00%	100.00%	1.008	0.000	Work is Completed
85	33	Khajura	Completed	0.050	4.950	5.000	Retiring	N	NA	1,126	1,126	966	966	100.00%	100.00%	100.00%	0.050	0.000	Work is Completed
86	33	Khajura	Completed	1.290	5.000	6.290	Retiring	N	NA	28,663	28,663	24,923	24,923	100.00%	100.00%	100.00%	1.290	0.000	Work is Completed
87	33	Khajura	Completed	0.010	6.290	6.300	Retiring	N	NA	260	260	193	193	100.00%	100.00%	100.00%	0.010	0.000	Work is Completed
88	33	Khajura	Completed	0.830	6.300	7.130	Retiring	N	NA	22,360	22,360	16,935	16,935	100.00%	100.00%	100.00%	0.830	0.000	Work is Completed
89	33	Khajura	Completed	0.040	7.130	7.170	Retiring	N	NA	1,263	1,263	773	773	100.00%	100.00%	100.00%	0.040	0.000	Work is Completed
90	33	Khajura	Completed	1.425	7.170	8.595	Retiring	N	NA	46,061	46,061	27,531	27,531	100.00%	100.00%	100.00%	1.425	0.000	Work is Completed
91	33	Khajura	Completed	0.015	8.595	8.610	Retiring	N	NA	511	511	300	300	100.00%	100.00%	100.00%	0.015	0.000	Work is Completed
92	33	Khajura & Burr Dabor	Completed	0.790	8.610	9.400	Retired	N	NA	26,105	26,105	15,808	15,808	100.00%	100.00%	100.00%	0.790	0.000	Work is Completed
93	33	Burr Dabor	Completed	0.035	9.400	9.435	Retiring	N	NA	954	954	700	700	100.00%	100.00%	100.00%	0.035	0.000	Work is Completed
94	33	Burr Dabor	Completed	1.038	9.435	10.473	Retiring	N	NA	29,001	29,001	20,770	20,770	100.00%	100.00%	100.00%	1.038	0.000	Work is Completed
95	33	Burr Dabor	Completed	0.027	10.473	10.500	Retiring	N	NA	575	575	540	540	100.00%	100.00%	100.00%	0.027	0.000	Work is Completed
96	33	Burr Dabor	Completed	0.508	10.500	11.008	Retiring	N	NA	14,276	14,276	10,165	10,165	100.00%	100.00%	100.00%	0.508	0.000	Work is Completed
97	33	Burr Dabor	Completed	0.914	11.008	11.922	Retiring	N	NA	17,316	17,316	18,309	18,309	100.00%	100.00%	100.00%	0.914	0.000	Development of Embankment Slope has been completed in paved road area except close turfing
98	33	Burr Dabor	Completed	1.012	11.922	12.934	Retiring	N	NA	28,613	28,613	25,250	25,250	100.00%	100.00%	100.00%	1.012	0.000	Work is Completed
99	33	Burr Dabor & Bon Jaidob	Completed	2.646	12.934	15.580	Retiring	N	NA	88,170	88,170	52,946	52,946	100.00%	100.00%	100.00%	2.646	0.000	Work is Completed
100	33	Bon Jaidob	Completed	1.983	15.580	17.563	Retiring	N	NA	27,436	27,436	39,680	39,680	100.00%	100.00%	100.00%	1.983	0.000	Work is Completed
101	33	Ramnagar	Completed	0.459	17.563	18.022	Retired	N	NA	7,183	7,183	10,249	10,249	100.00%	100.00%	100.00%	0.459	0.000	Work is Completed
102	33	Ramnagar	Completed	1.124	18.022	19.146	Retiring	N	NA	9,315	9,315	23,587	23,587	100.00%	100.00%	100.00%	1.124	0.000	Work is Completed
103	33	Ramnagar	Completed	1.864	19.146	21.010	Retiring	N	NA	25,375	25,375	24,724	24,724	100.00%	100.00%	100.00%	1.864	0.000	Development of Embankment Slope has been completed in paved road area.
104	33	Ramnagar & Dakshar	Completed	1.340	21.010	22.350	Retiring	N	NA	18,258	18,258	17,774	17,774	100.00%	100.00%	100.00%	1.340	0.000	Development of Embankment Slope has been completed in paved road area.
105	33	Daeope to Tangrachar	Completed	0.050	22.350	22.400	Retiring	N	NA	994	994	663	663	100.00%	100.00%	100.00%	0.050	0.000	Work is Completed
106	33	Daeope to Tangrachar	Completed	0.265	22.400	22.665	Retiring	N	NA	4,226	4,226	3,880	3,880	100.00%	100.00%	100.00%	0.265	0.000	Work is Completed
107	33	Daeope to Tangrachar	Completed	0.015	22.665	22.680	Retiring	N	NA	220	220	220	220	100.00%	100.00%	100.00%	0.015	0.000	Work is Completed
108	33	Daeope to Tangrachar	Completed	0.220	22.680	22.900	Retiring	N	NA	2,666	2,666	3,221	3,221	100.00%	100.00%	100.00%	0.220	0.000	Work is Completed
109	33	Daeope to Tangrachar	Completed	1.000	22.900	23.900	Retiring	N	NA	7,953	7,953	14,640	14,640	100.00%	100.00%	100.00%	1.000	0.000	Work is Completed
110	33	Daeope to Tangrachar	Completed	0.009	23.900	23.909	Retiring	N	NA	109	109	132	132	100.00%	100.00%	100.00%	0.009	0.000	Work is Completed
111	33	Daeope to Tangrachar	Completed	0.431	23.909	24.340	Retiring	N	NA	3,877	3,877	6,310	6,310	100.00%	100.00%	100.00%	0.431	0.000	Work is Completed
112	33	Daeope to Tangrachar	Completed	0.013	24.340	24.353	Retiring	N	NA	182	182	190	190	100.00%	100.00%	100.00%	0.013	0.000	Work is Completed
113	33	Daeope to Tangrachar	Completed	0.956	24.353	25.309	Retiring	N	NA	13,110	13,110	13,996	13,996	100.00%	100.00%	100.00%	0.956	0.000	Work is Completed
114	33	Daeope to Tangrachar	Completed	0.009	25.309	25.318	Retiring	N	NA	239	239	132	132	100.00%	100.00%	100.00%	0.009	0.000	Work is Completed
115	33	Daeope to Tangrachar	Completed	0.722	25.318	26.040	Retiring	N	NA	7,532	7,532	10,570	10,570	100.00%	100.00%	100.00%	0.722	0.000	Work is Completed
116	33	Daeope to Tangrachar	Completed	0.050	26.040	26.090	Retiring	N	NA	670	670	732	732	100.00%	100.00%	100.00%	0.050	0.000	Work is Completed
117	33	Shahababad to Pocktagory	Completed	0.506	26.090	26.596	Retired	N	NA	12,895	12,895	7,408	7,408	100.00%	100.00%	100.00%	0.506	0.000	Work is Completed
118	33	Shahababad to Pocktagory	Completed	0.011	26.596	26.607	Retiring	N	NA	524	524	161	161	100.00%	100.00%	100.00%	0.011	0.000	Work is Completed
119	33	Shahababad to Pocktagory	Completed	0.968	26.607	27.575	Retiring	N	NA	16,207	16,207	14,172	14,172	100.00%	100.00%	100.00%	0.968	0.000	Work is Completed
120	33	Shahababad to Pocktagory	Completed	0.043	27.575	27.620	Retiring	N	NA	675	675	659	659	100.00%	100.00%	100.00%	0.043	0.000	Work is Completed
121	33	Shahababad to Pocktagory	Completed	0.855	27.620	28.475	Retiring	N	NA	14,560	14,560	13,695	13,695	100.00%	100.00%	100.00%	0.855	0.000	Work is Completed
122	33	Pocktagory	Completed	0.133	28.475	28.610	Retired	N	NA	4,344	4,344	2,162	2,162	100.00%	100.00%	100.00%	0.133	0.000	Work is Completed
123	33	Chunkun	Completed	1.090	28.610	29.700	Retiring	N	NA	14,626	14,626	17,460	17,460	100.00%	100.00%	100.00%	1.090	0.000	Work is Completed
124	33	Chunkun	Completed	0.703	29.700	30.483	Retiring	N	NA	9,117	9,117	12,543	12,543	100.00%	100.00%	100.00%	0.703	0.000	Work is Completed
125	33	Chunkun	Completed	2.097	30.483	32.579	Retiring	N	NA	36,506	36,506	32,662	32,662	100.00%	100.00%	100.00%	2.097	0.000	Work is Completed
126	33	Chunkun	Completed	0.600	32.579	33.179	Retiring	N	NA	10,937	10,937	9,390	9,390	100.00%	100.00%	100.00%	0.600	0.000	Work is Completed
127	33	Chunkun	Completed	0.934	33.179	34.104	Retiring	N	NA	17,285	17,285	14,617	14,617	100.00%	100.00%	100.00%	0.934	0.000	Work is Completed
128	33	Chunkun	Completed	1.193	34.104	35.297	Retiring	N	NA	23,955	23,955	18,670	18,670	100.00%	100.00%	100.00%	1.193	0.000	Work is Completed
129	33	Chunkun	Completed	1.133	35.297	36.430	Retiring	N	NA	20,947	20,947	17,731	17,731	100.00%	100.00%	100.00%	1.133	0.000	Work is Completed
130	33	Chunkun	Completed																

Bangladesh Water Development Board (BWDB)
Coastal Embankment Improvement Project, Phase-1 (CEIP-1)

#	Polder	Location	Status of Work	Length (Km)	Starting Chainage (Km)	End Chainage (Km)	Type of Work (New/ Retd./ Resectioning)	LA Problem	LA - Current Status	Required Earthwork Quantity (Cum)	Completed Earthwork Quantity (Cum)	Required Dressing & Turfing (Sqm)	Completed Dressing and turfing (Sqm)	Completed Earthwork %	Completed Dressing and turfing %	Progress as of June 2023	Completed Length (km)	Partly Completed Length (km)	Remarks
149	35/1	Fashiatola	Completed	2.394	0.000	2.394	Resectioning	N	NA	98,286	98,286	55,107	55,107	100.00%	100.00%	100.00%	2.394	0.000	Work is Completed
150	35/1	Fashiatola	Completed	0.606	2.394	3.000	Retired	N	NA	44,696	44,696	15,267	15,267	100.00%	100.00%	100.00%	0.606	0.000	Work is Completed
151	35/1	East Amtoli	Completed	1.078	3.000	4.078	Retired	N	NA	75,019	75,019	27,158	27,158	100.00%	100.00%	100.00%	1.078	0.000	Work is Completed
152	35/1	East Amtoli & Kumarkhali	Completed	0.930	4.078	5.008	Resectioning	N	NA	49,099	49,099	23,429	23,429	100.00%	100.00%	100.00%	0.930	0.000	Work is Completed
153	35/1	Kumarkhali	Completed	1.012	5.008	6.020	Resectioning	N	NA	39,568	39,568	25,495	25,495	100.00%	100.00%	100.00%	1.012	0.000	Work is Completed
154	35/1	Kumarkhali	Completed	0.490	6.020	6.510	Resectioning	N	NA	9,655	9,655	12,345	12,345	100.00%	100.00%	100.00%	0.490	0.000	Work is Completed
155	35/1	Kumarkhali	Completed	1.214	6.510	7.724	Resectioning	N	NA	31,476	31,476	30,584	30,584	100.00%	100.00%	100.00%	1.214	0.000	Work is Completed
156	35/1	Kumarkhali & Khontakata	Completed	2.076	7.724	9.800	Resectioning	N	NA	71,417	71,417	52,301	52,301	100.00%	100.00%	100.00%	2.076	0.000	Work is Completed
157	35/1	Khontakata	Completed	0.290	9.800	10.090	Resectioning	N	NA	6,051	6,051	7,306	7,306	100.00%	100.00%	100.00%	0.290	0.000	Work is Completed
158	35/1	Khontakata & Boraitola	Completed	2.210	10.090	12.300	Resectioning	N	NA	79,651	79,651	55,677	55,677	100.00%	100.00%	100.00%	2.210	0.000	Work is Completed
159	35/1	Boraitola	Completed	2.124	12.300	14.424	Retired	N	NA	158,148	158,148	53,510	53,510	100.00%	100.00%	100.00%	2.124	0.000	Work is Completed
160	35/1	Boraitola	Completed	0.581	14.424	15.005	Resectioning	N	NA	38,068	38,068	14,637	14,637	100.00%	100.00%	100.00%	0.581	0.000	Work is Completed
161	35/1	Boraitola	Completed	0.394	15.005	15.399	Resectioning	N	NA	34,569	34,569	9,926	9,926	100.00%	100.00%	100.00%	0.394	0.000	Work is Completed
162	35/1	Boraitola	Completed	0.294	15.399	15.693	Resectioning	N	NA	20,754	20,754	7,407	7,407	100.00%	100.00%	100.00%	0.294	0.000	Work is Completed
163	35/1	Boraitola	Completed	0.018	15.693	15.711	Resectioning	N	NA	1,199	1,199	453	453	100.00%	100.00%	100.00%	0.018	0.000	Work is Completed
164	35/1	Boraitola & Rajoir	Completed	0.656	15.711	16.367	Resectioning	N	NA	49,372	49,372	16,527	16,527	100.00%	100.00%	100.00%	0.656	0.000	Work is Completed
165	35/1	Rajoir	Completed	0.530	16.367	16.897	Resectioning	N	NA	34,701	34,701	13,352	13,352	100.00%	100.00%	100.00%	0.530	0.000	Work is Completed
166	35/1	Rajoir	Completed	2.023	16.897	18.920	Resectioning	N	NA	211,664	211,664	46,193	46,193	100.00%	100.00%	100.00%	2.023	0.000	Work is Completed
167	35/1	Rajoir	Completed	0.670	18.920	19.590	Resectioning	N	NA	43,619	43,619	16,879	16,879	100.00%	100.00%	100.00%	0.670	0.000	Work is Completed
168	35/1	Rajoir	Completed	0.210	19.590	19.800	Resectioning	Yes	NA	23,165	23,165	5,291	5,291	100.00%	100.00%	100.00%	0.210	0.000	Work is Completed
169	35/1	Chal Rayenda	Completed	0.184	19.800	19.984	Resectioning	Yes	NA	13,644	13,644	4,636	4,636	100.00%	100.00%	100.00%	0.184	0.000	Work is Completed
170	35/1	Chal Rayenda	Completed	0.016	19.984	20.000	Resectioning	Yes	NA	1,287	1,287	403	403	100.00%	100.00%	100.00%	0.016	0.000	Work is Completed
171	35/1	Tafalbari	Completed	0.500	20.000	20.500	Retired	N	NA	55,453	55,453	12,597	12,597	100.00%	100.00%	100.00%	0.500	0.000	Work is Completed
172	35/1	Tafalbari	Completed	0.014	20.500	20.514	Resectioning	N	NA	1,050	1,050	353	353	100.00%	100.00%	100.00%	0.014	0.000	Work is Completed
173	35/1	Tafalbari & Gabtola	Completed	0.796	20.514	21.310	Resectioning	N	NA	65,390	65,390	20,054	20,054	100.00%	100.00%	100.00%	0.796	0.000	Work is Completed
174	35/1	Gabtola	Completed	0.838	21.310	22.148	Resectioning	N	NA	87,194	87,194	21,112	21,112	100.00%	100.00%	100.00%	0.838	0.000	Work is Completed
175	35/1	Gabtola	Completed	0.031	22.148	22.179	Resectioning	N	NA	2,895	2,895	781	781	100.00%	100.00%	100.00%	0.031	0.000	Work is Completed
176	35/1	Gabtola	Completed	0.643	22.179	22.822	Resectioning	N	NA	58,667	58,667	16,199	16,199	100.00%	100.00%	100.00%	0.643	0.000	Work is Completed
177	35/1	Gabtola	Completed	0.278	22.822	23.100	Resectioning	N	NA	25,307	25,307	7,004	7,004	100.00%	100.00%	100.00%	0.278	0.000	Work is Completed
178	35/1	Gabtola	Completed	0.293	23.100	23.393	Resectioning	N	NA	26,238	26,238	7,382	7,382	100.00%	100.00%	100.00%	0.293	0.000	Work is Completed
179	35/1	Gabtola	Completed	0.014	23.393	23.407	Resectioning	N	NA	1,346	1,346	353	353	100.00%	100.00%	100.00%	0.014	0.000	Work is Completed
180	35/1	Gabtola	Completed	0.440	23.407	23.847	Retired	N	NA	43,626	43,626	11,085	11,085	100.00%	100.00%	100.00%	0.440	0.000	Work is Completed
181	35/1	Gabtola	Completed	1.404	23.847	25.251	Resectioning	N	NA	166,817	166,817	35,371	35,371	100.00%	100.00%	100.00%	1.404	0.000	Work is Completed
182	35/1	Gabtola	Completed	0.249	25.251	25.500	Resectioning	N	NA	20,012	20,012	6,273	6,273	100.00%	100.00%	100.00%	0.249	0.000	Work is Completed
183	35/1	Gabtola	Completed	0.466	25.500	25.966	Resectioning	N	NA	11,655	11,655	11,740	11,740	100.00%	100.00%	100.00%	0.466	0.000	Work is Completed
184	35/1	Terabeka	Completed	2.534	25.966	28.500	Resectioning	N	NA	134,113	134,113	53,893	53,893	100.00%	100.00%	100.00%	2.534	0.000	Work is Completed
185	35/1	Sharankhola	Completed	2.251	28.500	30.751	Resectioning	N	NA	55,392	55,392	53,791	53,791	100.00%	100.00%	100.00%	2.251	0.000	Work is Completed
186	35/1	Sharankhola	Completed	1.956	30.751	32.707	Resectioning	N	NA	29,907	29,907	38,680	38,680	100.00%	100.00%	100.00%	1.956	0.000	Work is Completed
187	35/1	Sharankhola & Sonatala	Completed	2.293	32.707	35.000	Resectioning	N	NA	40,976	40,976	47,289	47,289	100.00%	100.00%	100.00%	2.293	0.000	Work is Completed
188	35/1	Sonatala	Completed	1.138	35.000	36.138	Resectioning	N	NA	24,369	24,369	25,732	25,732	100.00%	100.00%	100.00%	1.138	0.000	Work is Completed
189	35/1	Sonatala	Completed	0.512	36.138	36.650	Resectioning	N	NA	19,107	19,107	9,272	9,272	100.00%	100.00%	100.00%	0.512	0.000	Work is Completed
190	35/1	Sonatala	Completed	0.490	36.650	37.140	Resectioning	N	NA	17,651	17,651	12,541	12,541	100.00%	100.00%	100.00%	0.490	0.000	Work is Completed
191	35/1	Sonatala	Completed	1.056	37.140	38.196	Resectioning	N	NA	18,359	18,359	18,540	18,540	100.00%	100.00%	100.00%	1.056	0.000	Work is Completed
192	35/1	Sonatala	Completed	0.396	38.196	38.592	Resectioning	N	NA	5,732	5,732	4,765	4,765	100.00%	100.00%	100.00%	0.396	0.000	Work is Completed
193	35/1	Rasulpur	Completed	0.688	38.592	39.280	Resectioning	N	NA	1,554	1,554	8,901	8,901	100.00%	100.00%	100.00%	0.688	0.000	Work is Completed
194	35/1	Rasulpur	Completed	0.726	39.280	40.006	Resectioning	N	NA	14,782	14,782	12,545	12,545	100.00%	100.00%	100.00%	0.726	0.000	Work is Completed
195	35/1	Rasulpur	Completed	2.458	40.006	42.464	Resectioning	N	NA	40,423	40,423	53,395	53,395	100.00%	100.00%	100.00%	2.458	0.000	Work is Completed
196	35/1	Rajapur	Completed	3.235	42.464	45.699	Resectioning	N	NA	51,522	51,522	24,151	24,151	100.00%	100.00%	100.00%	3.235	0.000	Work is Completed
197	35/1	Rajapur	Completed	1.653	45.699	47.352	Resectioning	N	NA	28,922	28,922	37,004	37,004	100.00%	100.00%	100.00%	1.653	0.000	Work is Completed
198	35/1	Rajapur	Completed	2.206	47.352	49.558	Resectioning	N	NA	33,541	33,541	46,703	46,703	100.00%	100.00%	100.00%	2.206	0.000	Work is Completed
199	35/1	Rajapur & Dhansagar	Completed	1.613	49.558	51.171	Resectioning	N	NA	40,062	40,062	58,962	58,962	100.00%	100.00%	100.00%	1.613	0.000	Work is Completed
200	35/1	Dhansagar	Ongoing	10.801	51.171	61.972	Resectioning	N	NA	125,774	125,774	185,138	179,584	100.00%	97.00%	99.76%	10.801	0.000	Development of Embankment Slope has been completed in paved road area except close turfing.

Bangladesh Water Development Board (BWDB)

Coastal Embankment Improvement Project, Phase-1 (CEIP-1)

#	Polder	Location	Status of Work	Length (Km)	Starting Chainage (Km)	End Chainage (Km)	Type of Work (New/ Retd./ Resectioning)	LA Problem	LA - Current Status	Required Earthwork Quantity (Cum)	Completed Earthwork Quantity (Cum)	Required Dressing & Turfing (Cum)	Completed Dressing and turfing (Cum)	Completed Earthwork %	Completed Dressing and turfing %	Progress as of June 2023	Completed Length (km)	Partly Completed Length (km)	Remarks
201	35/3	Mollik ber	Completed	0.700	0.000	0.700	Resectioning	N	NA	26,180	26,180	13,340	13,340	100.00%	100.00%	100.00%	0.700	0.000	Work is Completed
202	35/3	Mollik ber	Completed	0.900	0.700	1.600	Resectioning	N	NA	37,509	37,509	17,280	17,280	100.00%	100.00%	100.00%	0.900	0.000	Work is Completed
203	35/3	Mollik ber	Completed	0.240	1.600	1.840	Resectioning	N	NA	8,442	8,442	4,608	4,608	100.00%	100.00%	100.00%	0.240	0.000	Work is Completed
204	35/3	Mollik ber	Completed	0.990	1.840	2.830	Retired	N	NA	38,581	38,581	19,006	19,006	100.00%	100.00%	100.00%	0.990	0.000	Work is Completed
205	35/3	Mollik ber	Completed	1.170	2.830	4.000	Resectioning	N	NA	47,098	47,098	22,462	22,462	100.00%	100.00%	100.00%	1.170	0.000	Work is Completed
206	35/3	Mollik ber	Completed	0.830	4.000	4.830	Retired	N	NA	23,465	23,465	15,934	15,934	100.00%	100.00%	100.00%	0.830	0.000	Work is Completed
207	35/3	Mollik ber & Bashbaria	Completed	0.140	4.830	4.970	Resectioning	N	NA	6,137	6,137	2,688	2,688	100.00%	100.00%	100.00%	0.140	0.000	Work is Completed
208	35/3	Bashbaria	Completed	2.490	4.970	7.460	Retired	N	NA	88,776	88,776	47,803	47,803	100.00%	100.00%	100.00%	2.490	0.000	Work is Completed
209	35/3	Bashbaria	Completed	1.330	7.460	8.790	Retired	N	NA	63,201	63,201	25,533	25,533	100.00%	100.00%	100.00%	1.330	0.000	Work is Completed
210	35/3	Bashbaria & Panchamala	Completed	1.700	8.790	10.490	Retired	N	NA	76,805	76,805	32,743	32,743	100.00%	100.00%	100.00%	1.700	0.000	Work is Completed
211	35/3	Panchamala	Completed	1.510	10.490	12.000	Resectioning	N	NA	48,500	48,500	28,989	28,989	100.00%	100.00%	100.00%	1.510	0.000	Work is Completed
212	35/3	Panchamala & Radhaballov	Completed	1.310	12.000	13.310	Retired	N	NA	57,444	57,444	26,934	26,934	100.00%	100.00%	100.00%	1.310	0.000	Work is Completed
213	35/3	Radhaballov	Completed	1.750	13.310	15.060	Resectioning	N	NA	75,189	75,189	32,980	32,980	100.00%	100.00%	100.00%	1.750	0.000	Work is Completed
214	35/3	Radhaballov	Completed	1.600	15.060	16.660	Retired	N	NA	67,663	67,663	32,896	32,896	100.00%	100.00%	100.00%	1.600	0.000	Work is Completed
215	35/3	Radhaballov & Karapara	Completed	1.540	16.660	18.200	Resectioning	N	NA	51,482	51,482	31,662	31,662	100.00%	100.00%	100.00%	1.540	0.000	Work is Completed
216	35/3	Karapara	Completed	1.500	18.200	19.700	Retired	N	NA	58,459	58,459	30,840	30,840	100.00%	100.00%	100.00%	1.500	0.000	Work is Completed
217	35/3	Karapara & Dema	Completed	0.920	19.700	20.620	Resectioning	N	NA	34,930	34,930	18,915	18,915	100.00%	100.00%	100.00%	0.920	0.000	Work is Completed
218	35/3	Dema	Completed	0.860	20.620	21.480	Resectioning	N	NA	31,693	31,693	17,682	17,682	100.00%	100.00%	100.00%	0.860	0.000	Work is Completed
219	35/3	Dema	Completed	1.150	21.480	22.630	Resectioning	N	NA	38,821	38,821	23,644	23,644	100.00%	100.00%	100.00%	1.150	0.000	Work is Completed
220	35/3	Dema	Completed	0.720	22.630	23.350	Resectioning	N	NA	24,823	24,823	14,803	14,803	100.00%	100.00%	100.00%	0.720	0.000	Work is Completed
221	35/3	Dema	Completed	0.220	23.350	23.570	Resectioning	N	NA	6,621	6,621	4,523	4,523	100.00%	100.00%	100.00%	0.220	0.000	Work is Completed
222	35/3	Dema	Completed	0.330	23.570	23.900	Resectioning	N	NA	9,476	9,476	6,502	6,502	100.00%	100.00%	100.00%	0.330	0.000	Work is Completed
223	35/3	Dema	Completed	0.220	23.900	24.120	Resectioning	N	NA	5,570	5,570	4,334	4,334	100.00%	100.00%	100.00%	0.220	0.000	Work is Completed
224	35/3	Dema	Completed	0.880	24.120	25.000	Resectioning	N	NA	23,951	23,951	17,338	17,338	100.00%	100.00%	100.00%	0.880	0.000	Work is Completed
225	35/3	Dema	Completed	0.130	25.000	25.130	Resectioning	N	NA	4,983	4,983	2,561	2,561	100.00%	100.00%	100.00%	0.130	0.000	Work is Completed
226	35/3	Dema	Completed	0.170	25.130	25.300	Resectioning	N	NA	5,610	5,610	3,349	3,349	100.00%	100.00%	100.00%	0.170	0.000	Work is Completed
227	35/3	Dema	Completed	0.200	25.300	25.500	Resectioning	N	NA	5,905	5,905	3,940	3,940	100.00%	100.00%	100.00%	0.200	0.000	Work is Completed
228	35/3	Dema	Completed	0.100	25.500	25.600	Resectioning	N	NA	3,398	3,398	1,970	1,970	100.00%	100.00%	100.00%	0.100	0.000	Work is Completed
229	35/3	Dema	Completed	0.170	25.600	25.770	Resectioning	N	NA	5,849	5,849	3,449	3,449	100.00%	100.00%	100.00%	0.170	0.000	Work is Completed
230	35/3	Dema	Completed	0.190	25.770	25.960	Resectioning	N	NA	6,697	6,697	3,743	3,743	100.00%	100.00%	100.00%	0.190	0.000	Work is Completed
231	35/3	Dema	Completed	0.100	25.960	26.060	Resectioning	N	NA	3,950	3,950	1,970	1,970	100.00%	100.00%	100.00%	0.100	0.000	Work is Completed
232	35/3	Dema	Completed	0.760	26.060	26.820	Resectioning	N	NA	22,631	22,631	14,974	14,974	100.00%	100.00%	100.00%	0.760	0.000	Work is Completed
233	35/3	Dema	Completed	0.220	26.820	27.040	Resectioning	N	NA	7,615	7,615	4,334	4,334	100.00%	100.00%	100.00%	0.220	0.000	Work is Completed
234	35/3	Dema	Completed	0.140	27.040	27.180	Resectioning	N	NA	4,826	4,826	2,758	2,758	100.00%	100.00%	100.00%	0.140	0.000	Work is Completed
235	35/3	Dema	Completed	0.620	27.180	27.800	Resectioning	N	NA	21,388	21,388	12,215	12,215	100.00%	100.00%	100.00%	0.620	0.000	Work is Completed
236	35/3	Dema	Completed	0.440	27.800	28.240	Resectioning	N	NA	13,681	13,681	8,669	8,669	100.00%	100.00%	100.00%	0.440	0.000	Work is Completed
237	35/3	Dema	Completed	0.110	28.240	28.350	Resectioning	N	NA	3,761	3,761	2,167	2,167	100.00%	100.00%	100.00%	0.110	0.000	Work is Completed
238	35/3	Dema	Completed	0.220	28.350	28.570	Resectioning	N	NA	8,011	8,011	4,334	4,334	100.00%	100.00%	100.00%	0.220	0.000	Work is Completed
239	35/3	Dema	Completed	0.100	28.570	28.670	Resectioning	N	NA	3,782	3,782	1,907	1,907	100.00%	100.00%	100.00%	0.100	0.000	Work is Completed
240	35/3	Dema	Completed	0.430	28.670	29.100	Resectioning	N	NA	12,071	12,071	8,472	8,472	100.00%	100.00%	100.00%	0.430	0.000	Work is Completed
241	35/3	Khegraghat	Completed	0.040	29.100	29.140	Resectioning	N	NA	720	720	729	729	100.00%	100.00%	100.00%	0.040	0.000	Work is Completed
242	35/3	Khegraghat	Completed	0.210	29.140	29.350	Resectioning	N	NA	10,175	10,175	3,825	3,825	100.00%	100.00%	100.00%	0.210	0.000	Work is Completed
243	35/3	Khegraghat	Completed	0.520	29.350	29.870	Retired	N	NA	24,959	24,959	9,471	9,471	100.00%	100.00%	100.00%	0.520	0.000	Work is Completed
244	35/3	Khegraghat	Completed	0.330	29.870	30.200	Resectioning	N	NA	15,459	15,459	6,010	6,010	100.00%	100.00%	100.00%	0.330	0.000	Work is Completed
245	35/3	Dema	Completed	0.150	30.200	30.350	Retired	N	NA	4,813	4,813	2,732	2,732	100.00%	100.00%	100.00%	0.150	0.000	Work is Completed
246	35/3	Dema	Completed	0.400	30.350	30.750	Resectioning	N	NA	9,552	9,552	7,285	7,285	100.00%	100.00%	100.00%	0.400	0.000	Work is Completed
247	35/3	Dema	Completed	0.020	30.750	30.770	Resectioning	N	NA	500	500	364	364	100.00%	100.00%	100.00%	0.020	0.000	Work is Completed
248	35/3	Dema	Completed	0.300	30.770	31.070	Resectioning	N	NA	7,374	7,374	5,464	5,464	100.00%	100.00%	100.00%	0.300	0.000	Work is Completed
249	35/3	Dema	Completed	0.157	31.070	31.227	Resectioning	N	NA	3,842	3,842	2,859	2,859	100.00%	100.00%	100.00%	0.157	0.000	Work is Completed
250	35/3	Dema	Completed	0.193	31.227	31.420	Resectioning	N	NA	5,573	5,573	3,515	3,515	100.00%	100.00%	100.00%	0.193	0.000	Work is Completed
251	35/3	Dema	Completed	0.120	31.420	31.540	Resectioning	N	NA	3,304	3,304	2,186	2,186	100.00%	100.00%	100.00%	0.120	0.000	Work is Completed
252	35/3	Dema	Completed	0.180	31.540	31.720	Resectioning	N	NA	4,523	4,523	3,279	3,279	100.00%	100.00%	100.00%	0.180	0.000	Work is Completed
253	35/3	Dema	Completed	0.390	31.720	32.110	Resectioning	N	NA	10,369	10,369	7,103	7,103	100.00%	100.00%	100.00%	0.390	0.000	Work is Completed
254	35/3	Dema	Completed	0.210	32.110	32.320	Resectioning	N	NA	6,264	6,264	3,825	3,825	100.00%	100.00%	100.00%	0.210	0.000	Work is Completed
255	35/3	Dema	Completed	0.540	32.320	32.860	Resectioning	N	NA	14,292	14,292	9,835	9,835	100.00%	100.00%	100.00%	0.540	0.000	Work is Completed
256	35/3	Dema	Completed	0.530	32.860	33.390	Resectioning	N	NA	14,985	14,985	9,653	9,653	100.00%	100.00%	100.00%	0.530	0.000	Work is Completed
257	35/3	Dema	Completed	0.580	33.390	33.970	Resectioning	N	NA	18,957	18,957	10,564	10,564	100.00%	100.00%	100.00%	0.580	0.000	Work is Completed
258	35/3	Dema	Completed	0.240	33.970	34.210	Resectioning	N	NA	6,221	6,221	2,156	2,156	100.00%	100.00%	100.00%	0.240	0.000	Work is Completed
259	35/3	Mollik ber	Completed	0.530	34.210	34.740	Retired	N	NA	3,823	3,823	3,761	3,761	100.00%	100.00%	100.00%	0.530	0.000	Paved Road Slope to be developed. Work in Progress.
260	35/3	Mollik ber	Completed	0.760	34.740	35.500	Retired	N	NA	1,910	1,910	5,827	5,827	100.00%	100.00%	100.00%	0.760	0.000	Paved Road Slope to be developed. Work in Progress.
261	35/3	Mollik ber	Completed	0.400	35.500	35.900	Retired	N	NA	1,436	1,436	3,563	3,563	100.00%	100.00%	100.00%	0.400	0.000	Paved Road Slope to be developed. Work in Progress.
262	35/3	Mollik ber	Completed	0.520	35.900	36.420	Resectioning	N	NA	12,821	12,821	6,671	6,671	100.00%	100.00%	100.00%	0.520	0.000	Paved Road Slope to be developed. Work in Progress.
263	35/3	Mollik ber	Completed	0.500	36.420	36.920	Retired	N	NA	23,970	23,970	10,329	10,329	100.00%	100.00%	100.00%	0.500	0.000	Work is Completed
264	35/3	Mollik ber	Completed	0.020	36.920	36.940	Resectioning	N	NA	937	937	413							

Table 3-24: Detailed information of Slope Development Status of Paved Road Stretches of Package-1

Pkg. No	Polder	Location	Status of Work	Length (Km)	Starting Chainage (Km)	End Chainage (Km)	Remarks
WP 01	33	Burir Dabor	Completed	0.499	11.028	11.527	LGED Road. Turfing work remaining
	33	Thakurbari to khagrahat	Completed	2.620	19.232	21.852	LGED Road. Turfing work remaining
	33	Chunkuri	Completed	1.980	39.765	41.745	LGED Road. Turfing work remaining
	35/1	Dhansagor	Completed	10.650	51.250	61.900	LGED Road. Turfing work remaining
	35/3	Molliker ber	Completed	1.950	34.210	36.160	LGED Road
Total of Package-1				17.699			

Table 3-25: Detailed information of Construction Status of Drainage Channel of Package-1

#	Polder	Name of Khal	Status of Work	Length (Km)	Completed Length (km)	Required Quantity (Cum)	Achieved Quantity (Cum)	Status as of June 2023	Remarks
Package 1									
1	32	Charar (DS-1)	Completed	1.470	1.470	26,784.05	26,784.05	100.00%	Work completed.
2	32	Hatkhola (DS-2)	Completed	3.321	3.321	50,830.07	50,830.07	100.00%	Work completed.
3	32	Para (DS-3)	Completed	4.313	4.313	34,772.10	34,772.10	100.00%	Work completed.
4	32	Kayratoli (DS-7)	Completed	3.116	3.116	25,978.95	25,978.95	100.00%	Work completed.
5	32	Clozarer (DS-8)	Completed	1.783	1.783	8,019.15	8,019.15	100.00%	Work completed.
6	32	Jaliakhali (DS-16)	Completed	3.000	3.000	22,949.11	22,949.11	100.00%	Work completed.
12	33	Bojan, DS 1	Completed	2.156	2.156	53,571.00	53,571.00	100.00%	Work completed.
9	33	Khejura, DS 2	Completed	5.500	5.500	39,452.00	39,452.00	100.00%	Work completed.
13	33	Borobage, DS 3	Completed	7.500	7.500	28,241.00	28,241.00	100.00%	Work completed.
14	33	Bolder, DS 4	Completed	0.975	0.975	18,618.00	18,618.00	100.00%	Work completed.
8	33	Chara, DS 5	Completed	10.000	10.000	89,475.00	89,475.00	100.00%	Work completed.
15	33	Dhopadi, DS 6	Completed	4.073	4.073	61,069.00	61,069.00	100.00%	Work completed.
16	33	Dacope, DS 7	Completed	3.950	3.950	115,279.00	115,279.00	100.00%	Work completed.
7	33	Bajua, DS 9	Completed	8.890	8.890	51,558.00	51,558.00	100.00%	Work completed.
11	33	Pachin Bajua, DS 10	Completed	8.500	8.500	630.00	630.00	100.00%	Work completed.
10	33	Khuntakhali, DS 11	Completed	4.350	4.350	43,945.00	43,945.00	100.00%	Work completed.
17	33	Borobaker, DS 13	Completed	5.616	5.616	34,205.00	34,205.00	100.00%	Work completed.
18	33	Kata, FS 9	Completed	1.320	1.320	31,744.00	31,744.00	100.00%	Work completed.
19	35/1	Terabeka,DS-08(Khal-01)	Completed	2.505	2.505	18,304.00	18,304.00	100.00%	Work completed.
20	35/1	Rayenda,DS-04(Khal-20)	Completed	9.500	9.500	81,985.00	81,985.00	100.00%	Work Completed.
21	35/1	Satgharer,DS-18(Khal-02)	Completed	1.000	1.000	9,365.00	9,365.00	100.00%	Work Completed.
22	35/1	Gabtota,DS-07(Khal-04)	Completed	2.000	2.000	10,575.00	10,575.00	100.00%	Work Completed.
23	35/1	Tafalbari(Khal-06),DS-06	Completed	6.197	6.197	44,382.00	44,382.00	100.00%	Work Completed.
24	35/1	Sonatola(Khal-11),DS-10	Completed	2.500	2.500	14,468.00	14,468.00	100.00%	Work Completed.
25	35/1	Jheelbonia(Khal-19),DS-05	Completed	5.730	5.730	38,856.00	38,856.00	100.00%	Work Completed.
26	35/1	Thanar(Khal-42),DS-11	Completed	3.511	3.511	70,562.00	70,562.00	100.00%	Work Completed.
27	35/1	Khunta kata(Khal-61),DS-03	Completed	3.500	3.500	454.50	454.50	100.00%	Work Completed.
28	35/1	Kumarkhali(Khal-64),DS-02	Completed	12.500	12.500	196,165.00	196,165.00	100.00%	Work Completed.
29	35/1	Sannashir(Khal-73),DS-01	Completed	1.500	1.500	11,825.00	11,825.00	100.00%	Work Completed.
30	35/1	Andaria(Khal-75),DS-15	Completed	2.075	2.075	32,662.00	32,662.00	100.00%	Work Completed.
31	35/1	Kabirajer(Khal-79),DS-13	Completed	3.151	3.151	38,743.00	38,743.00	100.00%	Work Completed.
32	35/1	Rajapur(Khal-81),DS-12	Completed	3.730	3.730	77,690.00	77,690.00	100.00%	Work Completed.
33	35/1	Khajurbaria(Khal-90),DS-17	Completed	5.500	5.500	75,241.00	75,241.00	100.00%	Work Completed.
34	35/1	Rathiar(Khal-84),DS-16	Completed	4.625	4.625	69,186.00	69,186.00	100.00%	Work Completed.
35	35/1	Fajajipara(Khal-76),DS-14	Completed	0.942	0.942	7,695.00	7,695.00	100.00%	Work Completed.
36	35/3	Care Khal	Dropped	0.000	0.000	-	-	NA	Not required hence it is drop.
Total				150.299	150.299	1,535,278.93	1,535,278.93		

Table 3-26: Detailed information of Construction Status of Drainage Sluices of Package-1

#	Polder	Sluice Name	Dropped/ Not Dropped	LA Problem	LA - Current Status	Preparation cofferdam- excavation- dewatering	Foundation sand piling - Sheet Piles	Structure - Concreting Work	Installation CC block placing - Gate	Status as of June 2023	Remarks
Drainage Sluice											
1	32	DS-1	Completed	N	NA	100%	100%	100%	100%	100%	Sluice in operation.
2	32	DS-2	Completed	N	NA	100%	100%	100%	100%	100%	Sluice in operation.
3	32	DS-7	Completed	N	NA	100%	100%	100%	100%	100%	Sluice in operation.
4	32	DS-8	Completed	N	NA	100%	100%	100%	100%	100%	Sluice in operation.
5	32	DS-9	Completed	N	NA	100%	100%	100%	100%	100%	Sluice in operation.
6	32	DS-10	Completed	N	NA	100%	100%	100%	100%	100%	Sluice in operation.
7	32	DS-11	Completed	N	NA	100%	100%	100%	100%	100%	Sluice in operation.
8	32	DS-16	Completed	N	NA	100%	100%	100%	100%	100%	Sluice in operation.
9	33	DS-1	Completed	N	NA	100%	100%	100%	100%	100%	Sluice in operation.
10	33	DS-2	Completed	N	NA	100%	100%	100%	100%	100%	Sluice in operation.
11	33	DS-3	Completed	N	NA	100%	100%	100%	100%	100%	Sluice in operation.
12	33	DS-4	Completed	N	NA	100%	100%	100%	100%	100%	Sluice in operation.
13	33	DS-6	Completed	N	NA	100%	100%	100%	100%	100%	Sluice in operation.
14	33	DS-7	Completed	N	NA	100%	100%	100%	100%	100%	Sluice in operation.
15	33	DS-8	Completed	N	NA	100%	100%	100%	100%	100%	Sluice in operation.
16	33	DS-9	Completed	N	NA	100%	100%	100%	100%	100%	Sluice in operation.
17	33	DS-10	Completed	N	NA	100%	100%	100%	100%	100%	Sluice in operation.
18	33	DS-11	Completed	N	NA	100%	100%	100%	100%	100%	Sluice in operation.
19	33	DS-12	Completed	N	NA	100%	100%	100%	100%	100%	Sluice in operation.
20	33	DS-13	Completed	N	NA	100%	100%	100%	100%	100%	Sluice in operation.
21	35/1	DS-1	Completed	N	NA	100%	100%	100%	100%	100%	Sluice in operation.
22	35/1	DS-2	Completed	N	NA	100%	100%	100%	100%	100%	Sluice in operation.
23	35/1	DS-4	Completed	N	NA	100%	100%	100%	100%	100%	Sluice in operation.
24	35/1	DS-5	Completed	N	NA	100%	100%	100%	100%	100%	Sluice in operation.
25	35/1	DS-6	Completed	N	NA	100%	100%	100%	100%	100%	Sluice in operation.
26	35/1	DS-7	Completed	N	NA	100%	100%	100%	100%	100%	Sluice in operation.
27	35/1	DS-8	Completed	N	NA	100%	100%	100%	100%	100%	Sluice in operation.
28	35/1	DS-11	Completed	N	NA	100%	100%	100%	100%	100%	Sluice in operation.
29	35/1	DS-12	Completed	N	NA	100%	100%	100%	100%	100%	Sluice in operation.
30	35/1	DS-13	Completed	N	NA	100%	100%	100%	100%	100%	Sluice in operation.
31	35/1	DS-14	Completed	N	NA	100%	100%	100%	100%	100%	Sluice in operation.
32	35/1	DS-15	Completed	N	NA	100%	100%	100%	100%	100%	Sluice in operation.
33	35/1	DS-16	Completed	N	NA	100%	100%	100%	100%	100%	Sluice in operation.
34	35/1	DS-17	Completed	N	NA	100%	100%	100%	100%	100%	Sluice in operation.
35	35/1	DS-18	Dropped	N	NA					0%	DS-18, Dropped due to vulnerable situation of Baleshor River from November, 2016
36	35/3	DS-1	Completed	N	NA	100%	100%	100%	100%	100%	Sluice in operation.
37	35/3	DS-2	Completed	N	NA	100%	100%	100%	100%	100%	Sluice in operation.
38	35/3	DS-3	Completed	N	NA	100%	100%	100%	100%	100%	Sluice in operation.
39	35/3	DS-4	Completed	N	NA	100%	100%	100%	100%	100%	Sluice in operation.

Table 3-27: Detailed Information of Construction Status of Flushing Sluices of Package-1

#	Polder	Sluice Name	Dropped/ Not Dropped	LA Problem	LA - Current Status	Preparation cofferdam- excavation- dewatering	Foundation sand piling - Sheet Piles	Structure - Concreting Work	Installation CC block placing - Gate	Status as of June 2023	Remarks
Flushing Sluice											
1	32	FS-3	Dropped	Y						0%	Dropped as local chairman does not allow to construct the FS-3
2	32	D-10	Completed	N	NA	100%	100%	100%	100%	100%	Sluice in operation.
3	33	FS-1	Dropped	N	NA					0%	Dropped due to Court Case
4	33	FS-3	Dropped	Y						0%	Dropped as adjacent DS-3 will serve the purpose
5	33	FS-5	Completed	N	NA	100%	100%	100%	100%	100%	Sluice in operation.
6	33	FS-6	Completed	N	NA	100%	100%	100%	100%	100%	Sluice in operation.
7	33	FS-8	Completed	N	NA	100%	100%	100%	100%	100%	Sluice in operation.
8	33	FS-9	Completed	N	NA	100%	100%	100%	100%	100%	Sluice in operation.
9	33	FS-10	Dropped	Y						0%	Dropped due to Land Problem.
10	33	FS-11	Completed	N	NA	100%	100%	100%	100%	100%	Sluice in operation.
11	33	FS-14	Dropped	Y						0%	Dropped due to Land Problem for excavation of diversion channel
12	33	FS-15	Dropped	N	NA					0%	Structure is good condition, converted to repair. Design data submitted for repair work.
13	33	FS-17	Completed	N	NA	100%	100%	100%	100%	100%	Sluice in operation.
14	33	FS-19	Dropped							0%	Dropped due to Land Problem .
15	35/1	FS-1	Completed	N	NA	100%	100%	100%	100%	100%	Sluice in operation.
16	35/1	FS-2	Completed	N	NA	100%	100%	100%	100%	100%	Sluice in operation.
17	35/1	FS-4	Completed	N	NA	100%	100%	100%	100%	100%	Sluice in operation.
18	35/1	FS-5	Completed	N	NA	100%	100%	100%	100%	100%	Sluice in operation.
19	35/1	FS-6	Dropped	Y						0%	Dropped due to Land Problem for excavation of diversion channel
20	35/1	FS-7	Completed	N	NA	100%	100%	100%	100%	100%	Sluice in operation.
21	35/1	FS-12	Completed	N	NA	100%	100%	100%	100%	100%	Sluice in operation.
22	35/1	FS-13	Completed	N	NA	100%	100%	100%	100%	100%	Sluice in operation.
23	35/1	FS-14	Dropped	Y						0%	Dropped due to Land Problem for excavation of diversion channel
24	35/1	FS-15	Dropped	Y						0%	Dropped due to Land Problem for excavation of diversion channel
25	35/1	FS-16	Completed	N	NA	100%	100%	100%	100%	100%	Sluice in operation.
26	35/1	FS-17	Completed	N	NA	100%	100%	100%	100%	100%	Sluice in operation.
27	35/1	FS-18	Completed	N	NA	100%	100%	100%	100%	100%	Sluice in operation.
28	35/1	FS-19	Completed	N	NA	100%	100%	100%	100%	100%	Sluice in operation.
29	35/1	FS-21	Dropped	Y						0%	The local farmer and UP Member demanded new sluice by their letter dated 10.12.2018 to EE & DRE,CEIP-1.Land issues for diversion channel at R/S needs to be solved & decision of compenent authority needs for next step of construction of FS-
30	35/1	FS-22	Completed	N	NA	100%	100%	100%	100%	100%	Sluice in operation.
31	35/1	FS-23	Dropped	Y						0%	Dropped due to Land Problem for excavation of diversion channel
32	35/3	FS-1	Completed	N	NA	100%	100%	100%	100%	100%	Sluice in operation.
33	35/3	FS-3	Completed	N	NA	100%	100%	100%	100%	100%	Sluice in operation.
34	35/3	FS-4	Completed	N	NA	100%	100%	100%	100%	100%	Sluice in operation.
35	35/3	FS-5	Completed	N	NA	100%	100%	100%	100%	100%	Sluice in operation.
36	35/3	FS-6	Completed	N	NA	100%	100%	100%	100%	100%	Sluice in operation.
37	35/3	FS-8	Completed	N	NA	100%	100%	100%	100%	100%	Sluice in operation.
38	35/3	FS-9	Completed	N	NA	100%	100%	100%	100%	100%	Sluice in operation.
39	35/3	FS-10	Completed	N	NA	100%	100%	100%	100%	100%	Sluice in operation.
40	35/3	FS-13	Completed	N	NA	100%	100%	100%	100%	100%	Sluice in operation.
41	35/3	FS-14	Completed	N	NA	100%	100%	100%	100%	100%	Sluice in operation.

Table 3-28: Detailed Information for Repairing of Drainage & Flushing Sluices of Package-1

#	Type of HS	Package	Polder	Sluice Name	Status (Dropped/ Not Dropped)	LA Problem	LA - Current Status	Preparation cofferdam- excavation-	Foundation sand piling - Sheet Piles	Structure - Concreting Work	Installation CC block placing -	Status as of June 2023	Remarks
Drainage Sluice													
1	DS	1	35/1	DS-03	Completed	N	NA	100%	100%	100%	100%	100%	Sluice in operation.
2	DS	1	35/1	DS-10	Completed	N	NA	100%	100%	100%	100%	100%	Sluice in operation.
Flushing Sluice													
1	FS	1	32	FS-01	Completed	N	NA	100%	100%	100%	100%	100%	Sluice in operation.
2	FS	1	32	FFDFB-01	Completed	N	NA	100%	100%	100%	100%	100%	Sluice in operation.
3	FS	1	32	FFDFM-01	Completed	N	NA	100%	100%	100%	100%	100%	Sluice in operation.
4	FS	1	32	FFDFR-01	Dropped							NA	No need to repair. (FFDFR-01)
5	FS	1	32	FM-08	Completed	N	NA	100%	100%	100%	100%	100%	Sluice in operation.
6	FS	1	32	FS-04	Dropped							NA	Sluice not repairable.(FS-04)
7	FS	1	32	FM-09	Completed	N	NA	100%	100%	100%	100%	100%	Sluice in operation.
8	FS	1	32	FM-10	Completed	N	NA	100%	100%	100%	100%	100%	Sluice in operation.
9	FS	1	32	FM-12	Dropped							NA	No need to repair
10	FS	1	32	FM-01	Dropped							NA	No need to repair
11	FS	1	32	FM-02	Dropped							NA	Sluice is not used any more.
12	FS	1	32	FM-07	Dropped							NA	No to need repair, connected with private pond
13	FS	1	32	FM-11	Dropped							NA	No to need repair, connected with private pond
14	FS	1	32	FO-02	Dropped							NA	Abandoned as outside the retired embankment
15	FS	1	32	FO-03	Dropped							NA	No repair needed
16	FS	1	32	FO-04	Dropped							NA	Abandoned as outside the retired embankment
17	FS	1	32	FO-05	Dropped							NA	Abandoned as outside the retired embankment
18	FS	1	32	FO-06	Dropped							NA	Abandoned as outside the retired embankment
19	FS	1	32	FH-9	Dropped							NA	Engulfed by river erosion
20	FS	1	33	FS-02	Dropped							NA	Private structure, no repair needed
21	FS	1	33	FS-12	Dropped							NA	Private structure, no repair needed
22	FS	1	33	FS-13	Completed	N	NA	100%	100%	100%	100%	100%	Sluice in operation.
23	FS	1	33	FS-15	Completed	N	NA	100%	100%	100%	100%	100%	Sluice in operation.
24	FS	1	33	FS-16	Completed	N	NA	100%	100%	100%	100%	100%	Sluice in operation.
25	FS	1	33	FS-18	Dropped							NA	Private structure, no repair needed
26	FS	1	35/1	FS-03	Completed	N	NA	100%	100%	100%	100%	100%	Sluice in operation.
27	FS	1	35/1	FS-10	Completed	N	NA	100%	100%	100%	100%	100%	Sluice in operation.
28	FS	1	35/1	FS-20	Completed	N	NA	100%	100%	100%	100%	100%	Sluice in operation.
29	FS	1	35/3	FS-02	Completed	N	NA	100%	100%	100%	100%	100%	Sluice in operation.
30	FS	1	35/3	FS-07	Completed	N	NA	100%	100%	100%	100%	100%	Sluice in operation.

Table 3-29: Detailed Information of Slope Protection Works of Package-1

#	Polder #	Length (Km)	LA Problem	LA - Current Status	Status of Work	Starting Chainage (Km)	End Chainage (Km)	Mobilization	Production of CC Blocks	Placing of CC block	Other related work	Completed Length (km)	Status as of June 2023	Remarks
Package 1								3%	77%	7%	13%			
1	32	0.700	N	NA	Completed	4.80	5.50	100%	100%	100%	100%	0.700	100%	Work is Completed
2	32	0.600	N	NA	Completed	7.10	7.70	100%	100%	100%	100%	0.600	100%	Work is Completed
3	32	1.000	N	NA	Completed	9.00	10.00	100%	100%	100%	100%	1.000	100%	Work is Completed
4	32	1.000	N	NA	Completed	15.00	16.00	100%	100%	100%	100%	1.000	100%	Work is Completed
5	33	0.100	N	NA	Completed	28.50	28.60	100%	100%	100%	100%	0.100	100%	Work is Completed
6	33	2.199	N	NA	Completed	41.74	43.93	100%	100%	100%	100%	2.199	100%	Work is Completed
7	33	0.042	N	NA	Completed	44.03	44.07	100%	100%	100%	100%	0.042	100%	Work is Completed
8	33	0.110	N	NA	Completed	45.00	45.11	100%	100%	100%	100%	0.110	100%	Work is Completed
9	33	0.165	N	NA	Completed	45.30	45.47	100%	100%	100%	100%	0.165	100%	Work is Completed
9	33	0.100	N	NA	Completed	45.47	45.57	100%	100%	100%	100%	0.100	100%	Work is Completed
9	33	1.000	N	NA	Completed	45.60	46.60	100%	100%	100%	100%	1.000	100%	Work is Completed
9	33	0.300	N	NA	Completed	47.87	48.17	100%	100%	100%	100%	0.300	100%	Work is Completed
10	35/1	0.277	N	NA	Completed	2.02	2.30	100%	100%	100%	100%	0.277	100.00%	Work in progress
11	35/1	1.000	N	NA	Completed	2.30	3.30	100%	100%	100%	100%	1.000	100.00%	Work is Completed
12	35/1	0.773	N	NA	Completed	3.80	4.57	100%	100%	100%	100%	0.773	100.00%	Work is Completed
13	35/1	0.183	N	NA	Completed	5.12	5.30	100%	100%	100%	100%	0.183	100.00%	Work is Completed
14	35/1	0.267	N	NA	Completed	5.30	5.57	100%	100%	100%	100%	0.267	100.00%	Work is Completed
15	35/1	0.750	N	NA	Completed	8.00	8.75	100%	100%	100%	100%	0.750	100.00%	Work is Completed
16	35/1	0.500	N	NA	Completed	13.50	14.00	100%	100%	100%	100%	0.500	100.00%	Work is Completed
17	35/1	3.000	N	NA	Completed	14.00	17.00	100%	100%	100%	100%	3.000	100.00%	Work is Completed
18	35/1	3.000	N	NA	Completed	20.50	23.50	100%	100%	100%	100%	3.000	100.00%	Work is Completed
19	35/1	2.000	N	NA	Completed	23.50	25.50	100%	100%	100%	100%	2.000	100.00%	Work is Completed
20	35/3	0.700	N	NA	Completed	39.30	40.00	100%	100%	100%	100%	0.700	100.00%	Work is Completed
Total		19.766										19.766		

Table 3-30: Detailed Information of Bank Protection Works of Package-1

#	Polder	Length (Km)	Status of Work	Starting Chainage (Km)	End Chainage (Km)	Mobilization	Production of CC Blocks	Placing of CC block	Other related work	Completed Length (km)	Status as of June 2023	Remarks
Package 1						3%	83%	6%	8%			
1	32	0.750	Completed	20.493	21.243	100%	100%	100%	100%	0.750	100.00%	Work Completed
2	32	0.500	Completed	25.450	25.950	100%	100%	100%	100%	0.500	100.00%	Work Completed
3	32	0.750	Completed	48.824	49.574	100%	100%	100%	100%	0.750	100.00%	Work Completed
4	33	0.200	Completed	0.000	0.200	100%	100%	100%	100%	0.200	100.00%	Completed
5	33	0.400	Completed	0.990	1.390	100%	100%	100%	100%	0.400	100.00%	Work Completed.
6	33	0.500	Completed	17.360	17.860	100%	100%	100%	100%	0.500	100.00%	Work Completed.
7	33	0.200	Completed	21.680	21.880	100%	100%	100%	100%	0.200	100.00%	Work Completed.
8	;35/1	0.300	Dropped	0.300	0.600	0%	0%	0%	0%	0.000	0.0%	Shifted 200m from total 300m to km 3.30 to km 3.60 which has now become km 3.30 to km 3.80. no work is required to the remaining 100m. Design and Drawing is approved by Team Leader, CEIP-1.
9	35/1	0.800	Completed	3.300	4.100	100%	100%	100%	100%	0.800	100.00%	Work Completed.
10	35/3	0.15	Completed	36.220	36.370	100%	100%	100%	100%	0.150	100.00%	Work Completed.
Total		4.250								4.250		

Table 3-31: Detailed Information of Construction of Closure Dam of Package-1

#	Polder	Name of Closure	Status of Work	Foundation Construction of the Closure	Closing of the Closure	Final Protection of the closure	Status as of June 2023	Remarks
Package 1								
1	32	Nalian Closure	Completed	100%	100%	100%	100.0%	Completed
Total							100.00%	

Bangladesh Water Development Board (BWDB)
Coastal Embankment Improvement Project, Phase-1 (CEIP-1)

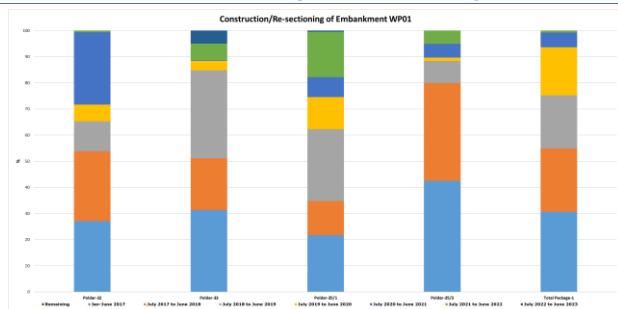


Figure 3-2: Construction/Re-sectioning of Embankment of Package-1

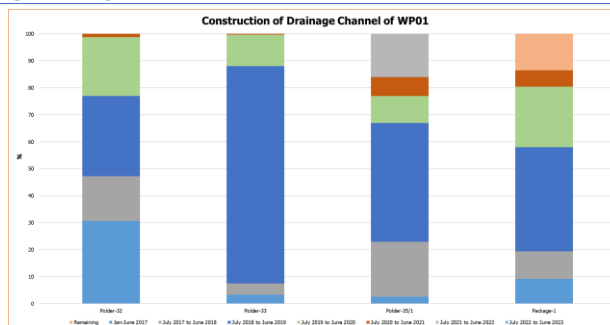


Figure 3-3: Drainage Channel of Package-1

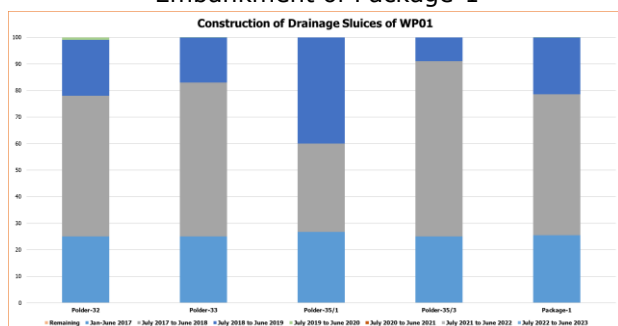


Figure 3-4: Construction of Drainage Sluices of Package-1

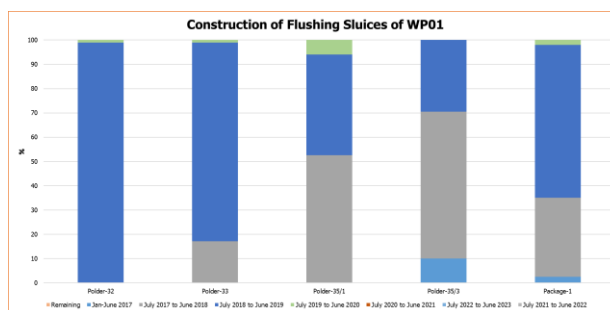


Figure 3-5: Construction of Flushing Sluice of Package-1

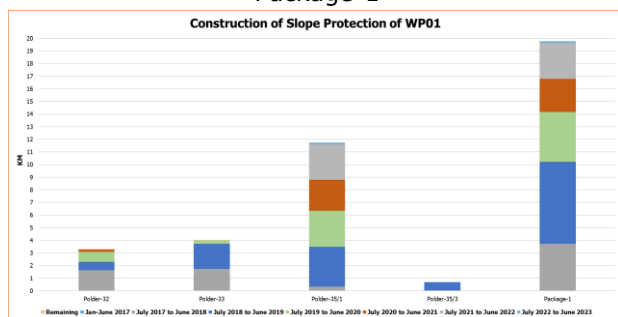


Figure 3-6: Construction of Slope Protection of Package-1

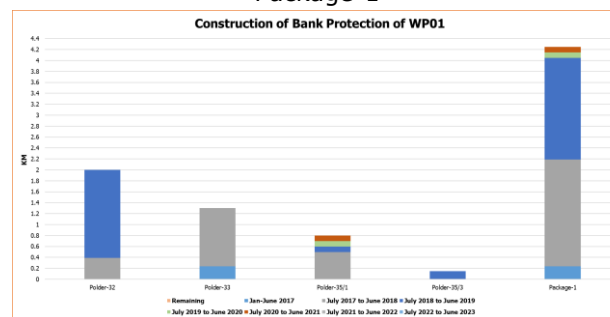


Figure 3-7: Construction of Bank Protection works of Package-1

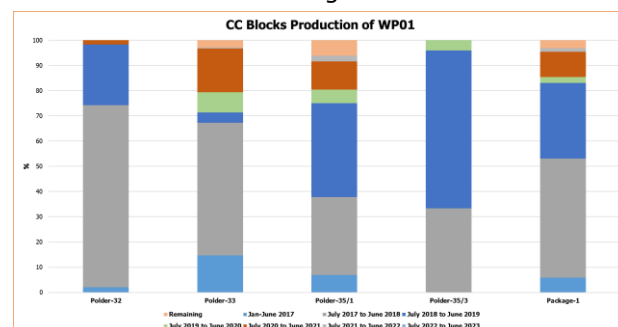


Figure 3-8: CC Blocks Production of Package-1

Table 3-32: CC Blocks Production as of June 2023

S.N.	Polder Number	As per Requirement	Cumulative Total as of 31 May 2023	Production during June 2023					Cumulative Total as of 30 June 2023
				40x40x40 (No)	40x40x20 (No)	30x30x30 (No)	40x40x30 (No)	Total (No)	
1	32	1,945,077	1,943,312	0	0	0	0	0	1,943,312
2	33	1,332,055	1,293,736	0	0	0	0	0	1,293,736
2	35/1	2,960,616	2,778,317	0	0	0	0	0	2,778,317
3	35/3	208,950	228,122	0	0	0	0	0	228,122
Total =		6,446,698	6,243,487	0	0	0	0	0	6,243,487



Figure 3-9: Completed Embankment of Polder-32



Figure 3-10: Completed Slope Protection Works in Polder-32



Figure 3-11: Completed Slope Protection Works in Polder-35/1



Figure 3-12: Nalian Closure Dam of Polder-32



Figure 3-13: Completed 6 vent DS of Polder-35/3




Figure 3-14: Completed Embankment with afforestation of Polder-35/1



Figure 3-15: Afforestation of Polder-35/3

3.4.3 Staffing

In Table 3-33 below manpower deployment for Contract Package-1 is listed and sample check has been done by the Consultants.

Table 3-33: List of Polder-wise Manpower Deployed to the Site of Package-1

Sl. No.	Description	Sub-Total		Khulna		Polder 32		Polder 33		Polder 35/1		Polder 35/3	
		Ex.	Lo.	Ex.	Lo.	Ex.	Lo.	Ex.	Lo.	Ex.	Lo.	Ex.	Lo.
1	Management	3	0	1	0	1	0	0	0	1	0	0	0
2	Technical Staff	15	21	6	7	3	7	0	1	6	5	0	1
3	Operator/Driver	0	10	0	3	0	2	0	0	0	5	0	0
4	Skilled Worker	0	20	0	0	0	0	0	0	0	20	0	0
5	Common Labor	0	0	0	0	0	0	0	0	0	0	0	0
6	Logistic	0	0	0	0	0	0	0	0	0	0	0	0
Total		18	51	7	10	4	9	0	1	7	30	0	1

Source by Contractor

3.4.4 Finances of Contractor Package-1

Tentative Forecast of Payment for FY 2022-23 of Package-1 has been reflected in the following table.

Table 3-34: Tentative forecast of Payment for FY 2022-23 of Package-1

IPC No.	Month of Submission	Forecast Value of IPC in BDT	Remark
IPC-27	September 2022	199,508,865.16	IPC-27 was submitted to the Employer by the Engineer on 31 st July 2022 with recommendation for payment but the same was returned to the Engineer on 1 st August 2022 with some comments. Engineer has re-submitted the IPC-27 to the Employer on 19 th September 2022 with recommendation for payment and the final payment has been made to the Contractor in June 2023.
IPC-28	September 2022	162,886,471.00	IPC-28 was submitted to the Employer by the Engineer on 18 th November 2022 with recommendation for payment but the same was returned to the Engineer on 18 th November 2022 with some comments. Engineer has re-submitted the IPC-28 to the Employer on 10 th May 2023 with recommendation for payment and the final payment has been made to the Contractor in June 2023.
IPC-30	October 2022	450,000,000.00	IPC-29 had been submitted by the Contractor which is related to refund of retention money of polder 32 and 35/1 but that was not processed as the Contractor failed to meet up some contractual obligations. However, they have fulfilled their contractual obligations in June 2023. So, it is now under process..
IPC-29	December 2022	200,179,767.00	IPS-30 has been submitted by the Contractor which is under review by the Engineer.
Total		813,066,238.00	

3.4.5 Emergency Works in Package-CEIP-1/W-01

The emergency works under this Package have taken up to close the breaching of existing embankment at some vulnerable locations. The main target of these emergency works was to stop

the intrusion of saline water into the Polders to save the crops. In the Contract, there was a provision for an amount under Environmental Mitigation Works (Specified Provisional Sum). After exhaustion of the above-mentioned amount to meet up the cost of the rest emergency works, the expenditures are being meet up from the Physical & Price Contingencies (Emergency Work). The status of emergency works up to June 2023 is shown below.

Table 3-35: Summary of Emergency works under the head of "Environmental Mitigation Works".

SI.	Name of Polder	Total Length	Total Cost Estimate (BDT)
01	Polder-32	4.187	21,314,699
02	Polder-33	1.454	8,616,598
03	Polder-35/1	0.941	7,981,316
04	Polder-35/3	1.04	2,078,530
Total =		7.622	39,991,142

❖ Total available budget as per contract: BDT: 40,000,000

Table 3-36: Summary of Emergency works under the head of "Physical & Price Contingency (Emergency Work)" as per Work Order issued.

SI. No.	Name of Polder	Total Length	Total Cost Estimate (BDT)
01	Polder-32	9.199	172,436,990
02	Polder-33	1.782	28,167,330
03	Polder-35/1	3.216	79,190,381
04	Polder-35/3	2.918	3,510,442
Total =		17.115	283,305,143

❖ Total available budget for Physical & Price Contingency (Emergency Works) as per Variation Order No.05 is BDT: 198,454,489.59.

Table 3-37: Details of Emergency Works under the head of "Environmental Mitigation Works"

Sl. No.	Polder No.	Chainage From	Chainage To	Length (Km)	Name of locations	Engineer Approved Date	Estimated Cost in BDT	Head of Expenditure	FY Year
1.	Polder-32	18.840	19.960	1.120	Hatkhola	3-Mar-16	817,000.00	Environmental Mitigation Works	FY 2015-16
2.	Polder-32	7.561	7.991	0.430	Kalibari	14-Mar-16	1,307,000.00	Environmental Mitigation Works	FY 2015-16
3.	Polder-32	8.161	8.350	0.189	Kalibari	14-Mar-16	614,000.00	Environmental Mitigation Works	FY 2015-16
4.	Polder-32	8.491	8.628	0.137	Kalibari	14-Mar-16	1,009,000.00	Environmental Mitigation Works	FY 2015-16
5.	Polder-32	2.883	3.144	0.261	Gunari of Sutharkhali	20-Mar-16	972,969.00	Environmental Mitigation Works	FY 2015-16
6.	Polder-32	44.561	44.931	0.370	Sutarkhali	20-Mar-16	1,039,924.00	Environmental Mitigation Works	FY 2015-16
7.	Polder-32	12.393	12.693	0.300	Jaynagar	23-Mar-16	1,027,000.00	Environmental Mitigation Works	FY 2015-16
8.	Polder-32	16.680	16.900	0.220	Jhaliakhali of Kamarkhola	23-Mar-16	608,000.00	Environmental Mitigation Works	FY 2015-16
9.	Polder-32	18.575	18.690	0.115	Hatkhola	20-Apr-16	817,000.00	Environmental Mitigation Works	FY 2015-16
10.	Polder-32	8.140	8.217	0.077	Kalibari	22-Jan-17	256,000.00	Environmental Mitigation Works	FY 2016-17
11.	Polder-32	45.062	45.100	0.038	Shibsha River	27-Mar-17	631,551.00	Environmental Mitigation Works	FY 2016-17
12.	Polder-32	8.164	8.292	0.128	Sutarkhali	16-Apr-17	811,931.00	Environmental Mitigation Works	FY 2016-17
13.	Polder-32	19.179	19.236	0.057	Kamarkhola	24-Apr-17	460,436.32	Environmental Mitigation Works	FY 2016-17
14.	Polder-32	36.155	36.232	0.077	Sutarkhali	24-Apr-17	337,118.92	Environmental Mitigation Works	FY 2016-17
15.	Polder-32	43.118	43.147	0.029	Sutarkhali	24-Apr-17	103,342.00	Environmental Mitigation Works	FY 2016-17
16.	Polder-32	7.681	7.981	0.300	Sutarkhali	7-May-17	1,433,223.43	Environmental Mitigation Works	FY 2016-17
17.	Polder-32	44.907	44.935	0.028	Sutarkhali	11-May-17	108,959.00	Environmental Mitigation Works	FY 2016-17
18.	Polder-32	8.566	8.649	0.083	Sutarkhali	16-May-17	619,153.00	Environmental Mitigation Works	FY 2016-17
19.	Polder-32	8.030	8.160	0.130	Sutarkhali	5-Jun-17	639,091.00	Environmental Mitigation Works	FY 2016-17
20.	Polder-32	30.050	30.148	0.098	Sutarkhali	22-Jun-17	7,702,000.00	Environmental Mitigation Works	FY 2016-17
21.	Polder-33	17.447	17.547	0.100	Ramnagar	19-Jan-16	3,601,000.00	Environmental Mitigation Works	FY 2015-16

Bangladesh Water Development Board (BWDB)
Coastal Embankment Improvement Project, Phase-1 (CEIP-1)

Sl. No.	Polder No.	Chainage From	Chainage To	Length (Km)	Name of locations	Engineer Approved Date	Estimated Cost in BDT	Head of Expenditure	FY Year
22.	Polder-33	48.800	48.875	0.075	Banisanta	15-Mar-16	1,175,520.00	Environmental Mitigation Works	FY 2016-17
23.	Polder-33	1.190	1.432	0.242	Banisanta	25-Mar-16	456,000.00	Environmental Mitigation Works	FY 2015-16
24.	Polder-33	0.130	0.280	0.150	Banisanta	2-Jun-16	386,000.00	Environmental Mitigation Works	FY 2015-16
25.	Polder-33	0.600	1.300	0.700	Banisanta	2-Jun-16	1,159,000.00	Environmental Mitigation Works	FY 2015-16
26.	Polder-33	48.800	48.875	0.075	Banisanta	15-Mar-17	1,175,520.00	Environmental Mitigation Works	FY 2016-17
27.	Polder-33	1.220	1.332	0.112	Baniashanta	25-May-17	663,558.00	Environmental Mitigation Works	FY 2016-17
28.	Polder-35/1	63.050	63.106	0.056	Morelgonj	1-Mar-16	1,317,000.00	Environmental Mitigation Works	FY 2015-16
29.	Polder-35/1	63.112	63.128	0.016	Same as 63.050 to 63.106	1-Mar-16		Environmental Mitigation Works	FY 2015-16
30.	Polder-35/1	20.082	20.163	0.081	Sarankhola	1-Apr-16	100,000.00	Environmental Mitigation Works	FY 2015-16
31.	Polder-35/1	24.430	24.500	0.070	Sarankhola	23-Apr-17	1,793,272.30	Environmental Mitigation Works	FY 2016-17
32.	Polder-35/1	2.100	2.466	0.366	Baleswar	8-May-17	609,128.55	Environmental Mitigation Works	FY 2016-17
33.	Polder-35/1	24.673	24.864	0.191	Bogi	19-Jun-17	2,080,957.39	Environmental Mitigation Works	FY 2016-17
34.	Polder-35/1	24.703	24.864	0.161	Southkhali	21-Jun-17	2,080,957.39	Environmental Mitigation Works	FY 2016-17
35.	Polder-35/3	7.176	7.905	0.729	Panchamala of Dema	22-Mar-16	533,000.00	Environmental Mitigation Works	FY 2016-17
36.	Polder-35/3	9.558	9.597	0.039	Panchamala of Dema	22-Mar-16	23,000.00	Environmental Mitigation Works	FY 2016-17
37.	Polder-35/3	9.815	9.887	0.072	Panchamala of Dema	22-Mar-16	34,000.00	Environmental Mitigation Works	FY 2016-17
38.	Polder-35/3	29.865	29.965	0.100	Radhaballab	27-Mar-16	1,070,000.00	Environmental Mitigation Works	FY 2015-16
39.	Polder-35/3	3.394	3.494	0.100	MollikerBer	27-Apr-17	418,530.02	Environmental Mitigation Works	FY 2016-17
Total				7.662			39,991,142		

Table 3-38: Detailed of Emergency Works under the head of "Physical & Price Contingencies"

SL.No.	Polder No.	Chainage From	Chainage To	Length (Km)	Name of locations	Engineer Approved Date	Estimated Cost in BDT	Head of Expenditure	FY Year
1.	Polder-32	2.805	2.850	0.045	Gunari of Sutharkhali	7-Jun-18	287,852.00	Physical & Price Contingency	FY 2017-18
2.	Polder-32	2.765	2.858	0.093	Gunari of Sutharkhali	1-Aug-18	474,946.00	Physical & Price Contingency	FY 2018-19
3.	Polder-32	3.093	3.633	0.540	Gunari of Sutharkhali	2-Aug-16	277,000.00	Physical & Price Contingency	FY 2016-17
4.	Polder-32	3.130	3.180	0.050	Gunari of Sutharkhali	11-Sep-17	317,883.95	Physical & Price Contingency	FY 2017-18
5.	Polder-32	3.103	3.241	0.138	Gunari of Sutharkhali	31-Oct-16	593,800.00	Physical & Price Contingency	FY 2016-17
6.	Polder-32	7.540	7.620	0.080	Gunari of Sutharkhali	12-Oct-22	56,489,750.88	Physical & Price Contingency	FY 2022-23
7.	Polder-32	7.620	7.860	0.240	Gunari of Sutharkhali	12-Oct-22		Physical & Price Contingency	FY 2022-23
8.	Polder-32	8.060	8.100	0.040	Kalibari	18-Nov-17	77,000.00	Physical & Price Contingency	FY 2018-19
9.	Polder-32	8.321	8.414	0.093	Kalibari	1-May-17	530,000.00	Physical & Price Contingency	FY 2017-18
10.	Polder-32	8.350	8.385	0.035	Kalibari	1-Dec-16	60,000.00	Physical & Price Contingency	FY 2016-17
11.	Polder-32	8.586	8.729	0.143	Kamarkhola	27-Aug-17	922,055.59	Physical & Price Contingency	FY 2017-18
12.	Polder-32	8.600	8.670	0.070	Kalibari	26-Jun-17	150,000.00	Physical & Price Contingency	FY 2017-18
13.	Polder-32	8.650	8.713	0.063	Kamarkhola	6-Jul-17	113,492.00	Physical & Price Contingency	FY 2017-18
14.	Polder-32	13.604	13.644	0.040	Sutarkhali	21-Aug-17	311,091.06	Physical & Price Contingency	FY 2017-18
15.	Polder-32	14.400	14.900	0.500	Precautionary	12-Oct-22	33,961,569.85	Physical & Price Contingency	FY 2012-23
16.	Polder-32	16.800	17.100	0.300	Precautionary	12-Oct-22		Physical & Price Contingency	FY 2012-23
17.	Polder-32	18.600	19.200	0.600	Precautionary	12-Oct-22		Physical & Price Contingency	FY 2012-23
18.	Polder-32	42.990	43.100	0.110	Precautionary	12-Oct-22		Physical & Price Contingency	FY 2012-23
19.	Polder-32	44.400	44.600	0.200	Precautionary	12-Oct-22		Physical & Price Contingency	FY 2012-23
20.	Polder-32	45.900	46.126	0.226	Precautionary	12-Oct-22		Physical & Price Contingency	FY 2012-23

Bangladesh Water Development Board (BWDB)
Coastal Embankment Improvement Project, Phase-1 (CEIP-1)

SL.No.	Polder No.	Chainage From	Chainage To	Length (Km)	Name of locations	Engineer Approved Date	Estimated Cost in BDT	Head of Expenditure	FY Year
21.	Polder-32	47.000	47.050	0.050	Precautionary	12-Oct-22		Physical & Price Contingency	FY 2012-23
22.	Polder-32	16.078	16.326	0.248	Jhaliakhali of Kamarkhola	25-Jul-17	1,181,802.00	Physical & Price Contingency	FY 2017-18
23.	Polder-32	16.030	16.300	0.270	Jhaliakhali of Kamarkhola	25-Mar-18	1,033,085.00	Physical & Price Contingency	FY 2017-18
24.	Polder-32	16.078	16.326	0.248	Jhaliakhali of Kamarkhola	28-Sep-17	1,154,217.71	Physical & Price Contingency	FY 2017-18
25.	Polder-32	16.135	16.395	0.260	Jhaliakhali of Kamarkhola	5-Jun-18	1,712,969.00	Physical & Price Contingency	FY 2017-18
26.	Polder-32	16.240	16.300	0.060	Jhaliakhali of Kamarkhola	25-May-18	30,358.00	Physical & Price Contingency	FY 2017-18
27.	Polder-32	16.298	16.525	0.227	Jaliakhali	7-May-16	1,200,000.00	Physical & Price Contingency	FY 2017-18
28.	Polder-32	16.325	16.398	0.073	Jaliakhali	18-Oct-18	706,605.00	Physical & Price Contingency	FY 2018-19
29.	Polder-32	16.514	16.639	0.125	Same amount of Ch. 16.325 to Km 16.398	18-Oct-18		Physical & Price Contingency	FY 2018-19
30.	Polder-32	16.400	16.445	0.045	Jhaliakhali of Kamarkhola	1-Aug-18	258,751.00	Physical & Price Contingency	FY 2018-19
31.	Polder-32	16.504	16.592	0.088	Jhaliakhali of Kamarkhola	4-Jun-18	539,967.00	Physical & Price Contingency	FY 2017-18
32.	Polder-32	18.787	19.117	0.330	Hatkhola	3-May-20	1,928,199.75	Physical & Price Contingency	FY 2019-20
33.	Polder-32	19.150	19.225	0.075	Kamarkhola	5-Apr-17	40,000.00	Physical & Price Contingency	FY 2017-18
34.	Polder-32	19.165	19.265	0.100	Kamarkhola	2-Aug-16	625,000.00	Physical & Price Contingency	FY 2017-18
35.	Polder-32	19.141	19.277	0.136	Kamarkhola	22-Aug-17	122,307.32	Physical & Price Contingency	FY 2017-18
36.	Polder-32	24.759	24.859	0.100	Sharankhola	14-Nov-16	1,859,614.00	Physical & Price Contingency	FY 2017-18
37.	Polder-32	25.659	25.719	0.060	Kamarkhola	17-Nov-16	415,302.00	Physical & Price Contingency	FY 2016-17
38.	Polder-32	30.568	30.618	0.050	Sutarkhali	18-Oct-18	90,967.00	Physical & Price Contingency	FY 2018-19
39.	Polder-32	30.890	31.082	0.192	Sutarkhali	7-May-20	1,132,902.26	Physical & Price Contingency	FY 2019-20

Bangladesh Water Development Board (BWDB)
Coastal Embankment Improvement Project, Phase-1 (CEIP-1)

SL.No.	Polder No.	Chainage From	Chainage To	Length (Km)	Name of locations	Engineer Approved Date	Estimated Cost in BDT	Head of Expenditure	FY Year
40.	Polder-32	30.905	31.070	0.165	Sutarkhali	1-Oct-19	1,153,060.25	Physical & Price Contingency	FY 2019-20
41.	Polder-32	31.345	31.387	0.042	Sutarkhali	27-Apr-17	84,867.18	Physical & Price Contingency	FY 2017-18
42.	Polder-32	36.179	36.268	0.089	Sutarkhali	22-Jun-17	164,657.00	Physical & Price Contingency	FY 2016-17
43.	Polder-32	36.317	36.365	0.048	Sutarkhali	1-Aug-18	307,884.00	Physical & Price Contingency	FY 2018-19
44.	Polder-32	36.225	36.341	0.116	Sutarkhali	11-Aug-18	150,000.00	Physical & Price Contingency	FY 2017-18
45.	Polder-32	41.570	41.620	0.050	Sutarkhali	22-May-18	468,884.00	Physical & Price Contingency	FY 2017-18
46.	Polder-32	42.900	43.150	0.250	Sutarkhali	6-Oct-22	42,802,152.56	Physical & Price Contingency	FY 2022-23
47.	Polder-32	44.300	44.500	0.200	Sutarkhali	6-Oct-22		Physical & Price Contingency	FY 2022-23
48.	Polder-32	47.010	47.110	0.100	Sutarkhali	6-Oct-22		Physical & Price Contingency	FY 2022-23
49.	Polder-32	7.660	7.820	0.160	Sutarkhali	6-Oct-22		Physical & Price Contingency	FY 2022-23
50.	Polder-32	43.005	43.110	0.105	Thursday Bazar, Sutarkhali	9-Mar-21	6,202,295.02	Physical & Price Contingency	FY 2020-21
51.	Polder-32	43.115	43.155	0.040	Thursday Bazar, Sutarkhali	1-Aug-18	129,624.00	Physical & Price Contingency	FY 2018-19
52.	Polder-32	44.900	45.120	0.220	Sutarkhali	20-Aug-18	508,047.00	Physical & Price Contingency	FY 2018-19
53.	Polder-32	44.957	45.083	0.126	Kalabogi	1-May-16	926,000.00	Physical & Price Contingency	FY 2018-19
54.	Polder-32	44.575	44.826	0.251	Kalabogi	23-Jun-19	2,706,997.00	Physical & Price Contingency	FY 2018-19
55.	Polder-32	45.506	45.518	0.012	Kalabogi	10-May-17	32,000.00	Physical & Price Contingency	FY 2017-18
56.	Polder-32	45.620	45.860	0.240	Kalabogi	7-May-20	6,863,723.28	Physical & Price Contingency	FY 2019-20
57.	Polder-32	45.549	45.731	0.182	Sutarkhali	12-Jul-17	1,338,310.00	Physical & Price Contingency	FY 2017-18
58.	Polder-33	1.086	1.127	0.041	Banishanta	19-Sep-17	432,185.30	Physical & Price Contingency	FY 2017-18
59.	Polder-33	1.155	1.184	0.029	Same as 1.086 to 1.127	19-Sep-17		Physical & Price Contingency	FY 2017-18
60.	Polder-33	0.005	0.060	0.055	Banishanta	1-Jun-17	344,069.00	Physical & Price Contingency	FY 2016-17

Bangladesh Water Development Board (BWDB)
Coastal Embankment Improvement Project, Phase-1 (CEIP-1)

SL.No.	Polder No.	Chainage From	Chainage To	Length (Km)	Name of locations	Engineer Approved Date	Estimated Cost in BDT	Head of Expenditure	FY Year
61.	Polder-33	1.070	1.116	0.046	Dhangmari	25-May-17	31,798.00	Physical & Price Contingency	FY 2017-18
62.	Polder-33	1.200	1.242	0.042	Baniashanta	20-Aug-18	294,835.00	Physical & Price Contingency	FY 2018-19
63.	Polder-33	0.235	0.280	0.045	Baniashanta	13-Aug-18	416,831.00	Physical & Price Contingency	FY 2018-19
64.	Polder-33	17.465	17.595	0.130	Ramnagar	1-Aug-16	465,000.00	Physical & Price Contingency	FY 2016-17
65.	Polder-33	21.730	21.800	0.070	Dacope	11-Aug-18	464,469.00	Physical & Price Contingency	FY 2018-19
66.	Polder-33	30.742	30.853	0.111	Banishanta	12-Oct-22	18,737,594.33	Physical & Price Contingency	FY 2022-23
67.	Polder-33	48.575	48.658	0.083	Banishanta	16-Aug-16	594,000.00	Physical & Price Contingency	FY 2017-18
68.	Polder-33	48.653	48.741	0.088	Banisanta	13-Aug-18	1,172,456.00	Physical & Price Contingency	FY 2018-19
69.	Polder-33	48.767	48.836	0.069	Same amount of Ch. 48.653 to 48.741	13-Aug-18		Physical & Price Contingency	FY 2018-19
70.	Polder-33	48.892	48.972	0.080	Banisanta	11-Sep-18	497,585.00	Physical & Price Contingency	FY 2018-19
71.	Polder-33	48.850	49.100	0.250	Banisanta	16-May-18	1,480,308.98	Physical & Price Contingency	FY 2017-18
72.	Polder-33	48.866	49.020	0.154	Banisanta	22-Jul-19	886,667.79	Physical & Price Contingency	FY 2019-20
73.	Polder-33	48.868	49.087	0.219	Banisanta	1-Aug-18	597,128.00	Physical & Price Contingency	FY 2018-19
74.	Polder-33	48.930	49.050	0.120	Banisanta	24-Aug-16	880,283.00	Physical & Price Contingency	FY 2016-17
75.	Polder-33	49.000	49.045	0.045	Banisanta	10-Oct-17	224,000.00	Physical & Price Contingency	FY 2018-19
76.	Polder-33	49.022	49.099	0.077	Banisanta	11-Oct-17	337,240.00	Physical & Price Contingency	FY 2018-19
77.	Polder-33	49.047	49.075	0.028	Banisanta	21-Sep-17	310,880.00	Physical & Price Contingency	FY 2018-19
78.	Polder-35/1	10.950		0.000	Sarankhola	28-Jul-22	264,822.39	Physical & Price Contingency	FY 2022-23
79.	Polder-35/1	20.020	20.308	0.288	Sarankhola	1-Jul-16	2,800,000.00	Physical & Price Contingency	FY 2017-18
80.	Polder-35/1	23.812	24.014	0.202	Southkhali	24-Apr-18	5,394,032.65	Physical & Price Contingency	FY 2017-18
81.	Polder-35/1	23.750	23.910	0.160	Bagi	28-Jul-19	8,088,391.80	Physical & Price Contingency	FY 2019-20

Bangladesh Water Development Board (BWDB)
Coastal Embankment Improvement Project, Phase-1 (CEIP-1)

SL.No.	Polder No.	Chainage From	Chainage To	Length (Km)	Name of locations	Engineer Approved Date	Estimated Cost in BDT	Head of Expenditure	FY Year
82.	Polder-35/1	23.788	23.823	0.035	Southkhali	10-Jan-18	290,938.46	Physical & Price Contingency	FY 2018-19
83.	Polder-35/1	23.967	25.190	1.223	Southkhali	11-Jul-19	6,782,023.55	Physical & Price Contingency	FY 2019-20
84.	Polder-35/1	23.988	24.028	0.040	Sarankhola	24-May-18	355,507.00	Physical & Price Contingency	FY 2018-19
85.	Polder-35/1	23.988	24.028	0.040	Sarankhola	10-Jan-19	257,635.10	Physical & Price Contingency	FY 2018-19
86.	Polder-35/1	24.094	24.154	0.060	Sarankhola	10-Jan-19	535,364.22	Physical & Price Contingency	FY 2018-19
87.	Polder-35/1	24.252	24.329	0.077	Southkhali	29-Jul-18	1,961,705.54	Physical & Price Contingency	FY 2018-19
88.	Polder-35/1	24.273	24.340	0.067	Southkhali	27-Nov-17	1,370,419.82	Physical & Price Contingency	FY 2017-18
89.	Polder-35/1	24.400	24.457	0.057	Sarankhola	1-Aug-16	812,000.00	Physical & Price Contingency	FY 2016-17
90.	Polder-35/1	24.366	24.454	0.088	Bagi	30-Oct-17	11,372,087.83	Physical & Price Contingency	FY 2017-18
91.	Polder-35/1	24.475	24.537	0.062	Bagi	19-Sep-17	761,484.52	Physical & Price Contingency	FY 2016-17
92.	Polder-35/1	24.525	24.605	0.080	Bagi	9-May-18	6,539,821.57	Physical & Price Contingency	FY 2017-18
93.	Polder-35/1	24.594	24.666	0.072	Bagi	30-Oct-17	1,352,571.65	Physical & Price Contingency	FY 2017-18
94.	Polder-35/1	24.815	24.913	0.098	Sarankhola	12-Mar-19	2,355,290.74	Physical & Price Contingency	FY 2018-19
95.	Polder-35/1	24.528	24.598	0.070	Sarankhola	12-Mar-19	445,810.12	Physical & Price Contingency	FY 2018-19
96.	Polder-35/1	24.164	24.251	0.087	Sarankhola	16-May-18	11,847,015.74	Physical & Price Contingency	FY 2017-18
97.	Polder-35/1	23.788	23.833	0.045	Sarankhola	16-Aug-18	535,205.00	Physical & Price Contingency	FY 2018-19

Bangladesh Water Development Board (BWDB)
Coastal Embankment Improvement Project, Phase-1 (CEIP-1)

SL.No.	Polder No.	Chainage From	Chainage To	Length (Km)	Name of locations	Engineer Approved Date	Estimated Cost in BDT	Head of Expenditure	FY Year
98.	Polder-35/1	24.590	24.765	0.175	Southkhali	12-Sep-18	12,063,945.09	Physical & Price Contingency	FY 2018-19
99.	Polder-35/1	24.759	24.859	0.100	Southkhali	30-Nov-17	1,801,033.32	Physical & Price Contingency	FY 2017-18
100.	Polder-35/1	24.865	24.955	0.090	Southkhali	3-Dec-17	1,203,275.08	Physical & Price Contingency	FY 2017-18
101.	Polder-35/3	0.127	0.168	0.041	MollikerBer	27-Jul-16	250,000.00	Physical & Price Contingency	FY 2016-17
102.	Polder-35/3	0.130	0.170	0.040	MollikerBer	7-May-17	287,000.00	Physical & Price Contingency	FY 2017-18
103.	Polder-35/3	2.826	2.948	0.122	MollikerBer	27-Apr-17	208,850.00	Physical & Price Contingency	FY 2017-18
104.	Polder-35/3	5.500	5.570	0.070	Basbaria	25-Jul-17	20,270.00	Physical & Price Contingency	FY 2018-19
105.	Polder-35/3	7.000	7.007	0.007	Panchamala of Dema	5-Jul-17	14,000.00	Physical & Price Contingency	FY 2018-19
106.	Polder-35/3	9.867	9.917	0.050	MollikerBer	22-Mar-16	26,000.00	Physical & Price Contingency	FY 2016-17
107.	Polder-35/3	9.873	10.083	0.210	Panchamala of Dema	23-Jul-18	135,916.00	Physical & Price Contingency	FY 2018-19
108.	Polder-35/3	9.900	10.050	0.150	Dema	7-May-17	446,761.94	Physical & Price Contingency	FY 2016-17
109.	Polder-35/3	10.000	10.040	0.040	Panchamala of Dema	19-Jul-17	45,269.00	Physical & Price Contingency	FY 2017-18
110.	Polder-35/3	10.040	10.085	0.045	Panchamala of Dema	18-Jul-17	51,276.00	Physical & Price Contingency	FY 2017-18
111.	Polder-35/3	10.085	10.120	0.035	Panchamala of Dema	19-Aug-17	39,819.00	Physical & Price Contingency	FY 2018-19
112.	Polder-35/3	10.120	10.160	0.040	Panchamala of Dema	20-Aug-17	45,269.00	Physical & Price Contingency	FY 2018-19
113.	Polder-35/3	13.055	13.155	0.100	Radhabollov of Karapara	23-Jul-18	151,106.00	Physical & Price Contingency	FY 2018-19
114.	Polder-35/3	13.283	13.315	0.032	Same amount of ch. 13.055 to 13.155	23-Jul-18		Physical & Price Contingency	FY 2018-19
115.	Polder-35/3	13.345	13.400	0.055	Same amount of ch. 13.055 to 13.155	23-Jul-18		Physical & Price Contingency	FY 2018-19
116.	Polder-35/3	13.209	13.242	0.033	Radhaballab	8-Oct-16	145,000.00	Physical & Price Contingency	FY 2017-18

Bangladesh Water Development Board (BWDB)
Coastal Embankment Improvement Project, Phase-1 (CEIP-1)

SL.No.	Polder No.	Chainage From	Chainage To	Length (Km)	Name of locations	Engineer Approved Date	Estimated Cost in BDT	Head of Expenditure	FY Year
117.	Polder-35/3	13.343	13.366	0.023	Same as 13.209 to 13.242	8-Oct-16		Physical & Price Contingency	FY 2017-18
118.	Polder-35/3	13.483	13.510	0.027	Same as 13.209 to 13.242	8-Oct-16		Physical & Price Contingency	FY 2017-18
119.	Polder-35/3	13.110	13.148	0.038	Radhabollov	3-Jun-17	379,048.09	Physical & Price Contingency	FY 2016-17
120.	Polder-35/3	13.569	13.602	0.033	Same as 13.110 to 13.148	3-Jun-17		Physical & Price Contingency	FY 2016-17
121.	Polder-35/3	13.350	13.387	0.037	Bagerhat	18-Sep-17	268,708.79	Physical & Price Contingency	FY 2017-18
122.	Polder-35/3	13.067	13.187	0.120	Radhaballab	27-Mar-16	320,000.00	Physical & Price Contingency	FY 2015-16
123.	Polder-35/3	13.573	13.610	0.037	Radhaballab	27-Mar-16	123,000.00	Physical & Price Contingency	FY 2015-16
124.	Polder-35/3	29.600	29.700	0.100	Khagraghat	26-Aug-17	20,197.50	Physical & Price Contingency	FY 2018-19
125.	Polder-35/3	29.800	29.950	0.150	Same as Ch. 29.600 to 29.700	26-Aug-17		Physical & Price Contingency	FY 2018-19
126.	Polder-35/3	30.000	30.070	0.070	Rampal	12-Jun-17	17,000.00	Physical & Price Contingency	FY 2017-18
127.	Polder-35/3	33.050	33.090	0.040	Betbunia	17-Dec-19	243,043.52	Physical & Price Contingency	FY 2019-20
128.	Polder-35/3	36.625	36.665	0.040	Rampal	31-Aug-16		Physical & Price Contingency	FY 2016-17
129.	Polder-35/3	37.130	37.325	0.195	MollikerBer	19-Jul-17	30,064.00	Physical & Price Contingency	FY 2018-19
130.	Polder-35/3	37.500	37.550	0.050	Rampal	17-Jul-17	9,543.00	Physical & Price Contingency	FY 2017-18
131.	Polder-35/3	37.624	37.774	0.150	MollikerBer	17-Jul-17	34,000.00	Physical & Price Contingency	FY 2017-18
132.	Polder-35/3	38.585	38.904	0.319	MollikerBer	28-Aug-16	158,010.00	Physical & Price Contingency	FY 2016-17
133.	Polder-35/3	38.560	38.980	0.420	MollikerBer	20-Jul-17	41,290.00	Physical & Price Contingency	FY 2017-18

3.5 Task C: Supervise Construction & Administer Contract of Package-2

3.5.1 Introduction

The MPR covers all major site activities executed in each of the six Polders up to 30th June 2023. The Contract was signed on 8th March 2017 for the execution of Rehabilitation/ Reconstruction and upgrading of six (6) Polders in total, namely Polder 39/2C, 40/2, 41/1, 43/2C, 47/2 and Polder 48 under CEIP-1 (Contract No: CEIP-1/W-02).

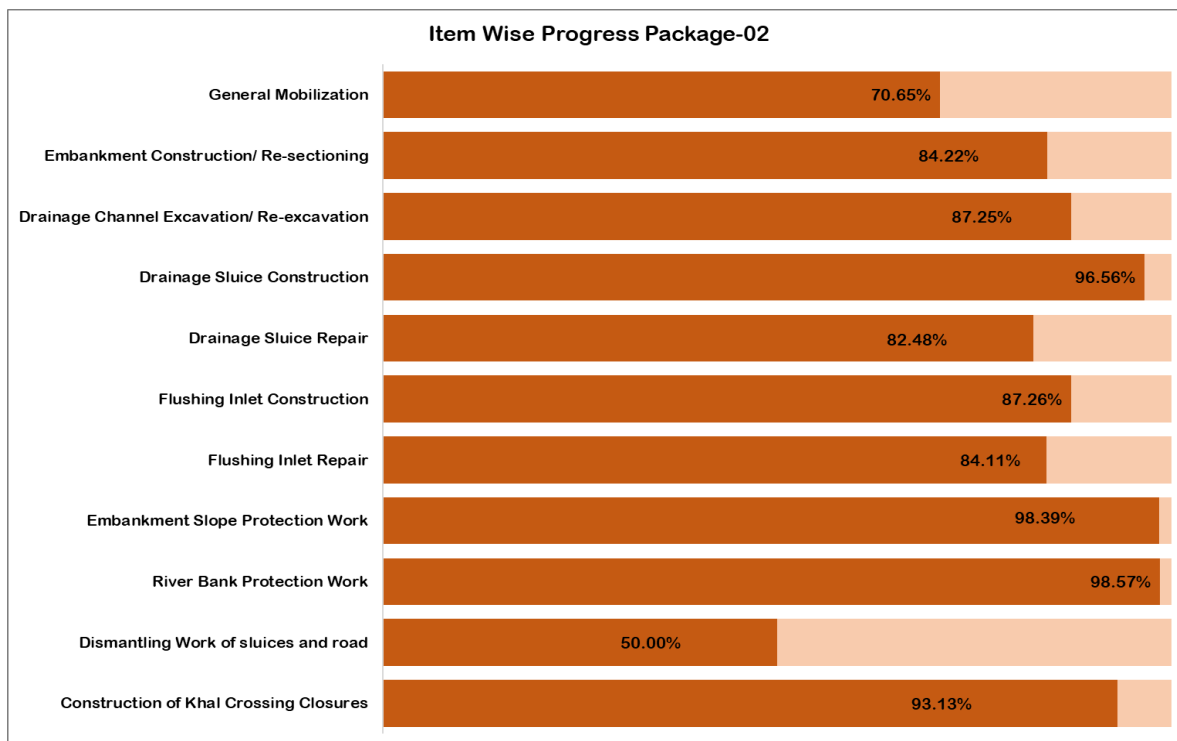


Figure 3-16: Item Wise Progress of Package-2

3.5.2 Physical Progress (Milestone Matrix)

Table 3-39: Physical Works Status of Package-02 as of June 2023

Item	Unit	RF Target	Revised Quantity	Tentative Program FY 2022-2023		Cumulative upto June 2021		Cumulative upto 31 May 2023		Current Month		Cumulative upto 30 June 2023		Cumulative During FY 2022-23	
				Full	Part	Completed	Partially Completed	Completed	Partially Completed	Completed	Partially Completed	Completed	Partially Completed	Completed	Partially Completed
1	2	3	4	5	6	7	8	9	10	11=(13-9)	12	13	14	15=(13-7)	16
General Mobilization	LS	-	-			61.70%		70.65%		0.00%		70.65%		8.94%	
Embankment Construction/Re-sectioning	Km	208.051	208.093			127.073	12.155	171.254	16.543	5.607	12.771	176.861	12.771	49.79	12.771
						74.27%		83.62%		3.26%		86.88%		12.60%	
Drainage Channel Excavation/Re-excavation	Km	154.630	154.931			107.831	0.000	125.488	0.000	0.000	0.000	125.488	0	17.66	0.00
						77.39%		87.25%		0.00%		87.25%		9.86%	
Drainage Sluice Construction	No.	50	52			32	16	43	7	3	4	46	4	14	4
						89.66%		95.99%		0.57%		96.56%		6.90%	
Drainage Sluice Repair	No.	6	6			0	3	0	3	0	3	0	3	0	3
						64.75%		82.48%		0.00%		82.48%		17.73%	
Flushing Inlet Construction	No.	50	51			20	16	34	12	5	7	39	7	19	7
						71.37%		84.95%		2.30%		87.26%		15.89%	
Flushing Inlet Repair	No.	30	32			1	28	1	30	0	30	1	30	0	30
						84.98%		83.14%		0.97%		84.11%		-0.87%	
Embankment Slope Protection Work	Km	9.480	9.626			4.421	-	8.203	-	0.471	-	8.674	0.293	4.253	0.00
						83.48%		96.70%		1.69%		98.39%		14.91%	
River Bank Protection Work	Km	4.920	5.691			5.274	-	5.274	-	0.000	-	5.274	-	0.000	0.00
						93.71%		97.37%		1.20%		98.57%		4.85%	
Construction of Road Pavement	Km		0.00			-	-	-	-	-	-	-	-		
Construction of RCC Flood Wall	Km		0.00			-	-	-	-	-	-	-	-		
Closure Dam Construction	No.		8	7		5 nos. completed	1 nos. ongoing 67.13% completed	7 nos. completed	1 no. ongoing 93.13% completed	0 no. Completed	1 no. ongoing 93.13% completed	7 nos. completed	1 no. ongoing 93.13% completed	2 no. completed	1 no. ongoing 93.13% completed

Table 3-40: Polder wise Physical Works status of Package-2 as of June 2023

Package No	Polder No	Progress for Construction of Drainage sluices								Progress for Construction of Flushing Sluices							
		Number of DS	Dropped	Revised target of DS	100% Completed	Ongoing	Yet to Start	Overall Progress (%)	Sluice in operation.	Number of FS	Dropped	Revised target of FS	100% Completed	Ongoing	Yet to Start	Overall Progress (%)	Sluice in Operation
2	39/2C	13	0	13	9	3	1	90.29%	8	23	2	21	9	7	5	71.90%	5
	40/2	10	0	10	9	0	1	90.00%	7	14	7	7	7	0	0	100.00%	3
	41/1	10	0	10	9	1	0	99.10%	9	16	6	10	0	0	0	100.00%	10
	43/2C	8	0	8	8	0	0	100.00%	8	15	8	7	7	0	0	100.00%	6
	47/2	4	0	4	4	0	0	100.00%	4	5	2	3	3	0	0	100.00%	2
	48	7	0	7	7	0	0	100.00%	7	3	0	3	3	0	0	100.00%	2
	Total	52	0	52	46	4	2	96.56%	43	76	25	51	39	7	5	87.26%	28

Package No	Polder No	Progress for Repair of Drainage Sluices								Progress for Repair of Flushing Sluices							
		Number of DS	Number of Dropped	Revised target of DS Repair	100% Completed	Ongoing	Yet to Start	Overall Progress (%)	Sluice in operation.	Number of FS	Number of Dropped	Revised target of FS Repair	100% Completed	Ongoing	Yet to Start	Overall Progress (%)	Sluice in operation.
2	39/2C	0	0	0	0	0	0	NA	0	0	0	0	0	0	0	NA	0
	40/2	3	0	3	0	1	2	29.92%	0	12	1	11	0	11	0	92.50%	0
	41/1	0	0	0	0	0	0	NA	0	13	1	12	1	11	0	93.13%	1
	43/2C	0	0	0	0	0	0	NA	0	7	0	7	0	6	1	78.21%	0
	47/2	0	0	0	0	0	0	NA	0	2	0	2	0	2	0	92.50%	0
	48	3	0	3	0	2	1	57.50%	0	0	0	0	0	0	0	NA	0
	Total	6	0	6	0	3	3	82.48%	0	34	2	32	1	30	1	84.11%	1

Package No	Polder No	Progress for Bank Protection Work			Summary of Slope Protection Work			Progress for Excavation / Re-excavation of Drainage Channel				Summary of CC Block Production Status			Construction of Closure Dam		
		Target Length (Km)	Completed Length (Km)	% Completed	Target Length (Km)	Completed Length (Km)	% Completed	Number of Canals	RF Target Length (Km)	Completed Length (Km)	% Completed	Target Quantity	Production Quantity	% Completed	Target (No)	Completed (No)	Ongoing (No)
Package 2	39/2C	3.787	3.500	92.42%	4.000	3.41	63.50%	11	57.23	48.08	84.01%	5,324,023	5,225,053	98.14%	8	7	1
Package 2	40/2	0.000	0.000	NA	1.137	1.14	100.00%	11	4.23	1.83	43.25%	437,858	407,151	92.99%	0	0	NA
Package 2	41/1	0.674	0.674	100.00%	0.000	0.00	NA	8	23.13	8.80	38.05%	592,665	572,306	96.56%	0	0	NA
Package 2	43/2C	0.540	0.540	100.00%	0.261	0.00	0.00%	8	28.26	24.70	87.40%	432,997	428,189	98.89%	0	0	NA
Package 2	47/2	0.690	0.560	81.16%	0.000	0.00	NA	4	9.17	9.17	100.00%	487,243	436,327	89.55%	0	0	NA
Package 2	48	0.000	0.000	NA	4.228	4.13	97.63%	11	32.91	32.91	100.00%	595,414	598,246	100.48%	0	0	NA
Package 2		5.691	5.274	98.57%	9.626	8.674	98.39%	53	154.931	125.488	87.25%	7,870,200	7,667,272	97.42%	8	7	1

Package No	Polder No	Progress of Construction / Re-sectioning of Embankment										Partly Completed				
		Target Length (Km)	Completed Length (Km)	% Completed	New Emb. Length (Km)	Completed New Emb. Length (Km)	% Completed	Resectioning Length (Km)	Completed Resectioning Length (Km)	% Completed	Retd. Emb. Length (Km)	Completed Retd. Emb. Length (Km)	% Completed	New Emb. Length (Km)	Resectioning Length (Km)	Retd. Emb. Length (Km)
Package 2	39/2C	59.250	44.650	75.36%	59.25	44.65	75.36%	0.00	0.00	NA	0.00	0.00	NA	4.350	0.000	0.000
Package 2	40/2	34.200	26.650	77.92%	0.00	0.00	NA	34.20	26.65	77.92%	0.00	0.00	NA	0.000	3.350	0.000
Package 2	41/1	33.571	33.571	100.00%	0.00	0.00	NA	31.27	31.27	100.00%	2.30	2.30	100.00%	0.000	0.000	0.000
Package 2	43/2C	25.505	21.944	86.04%	0.00	0.00	NA	20.60	17.84	86.62%	4.60	4.10	89.13%	0.000	0.050	0.500
Package 2	47/2	17.567	17.567	100.00%	0.00	0.00	NA	16.24	16.24	100.00%	1.33	1.33	100.00%	0.000	0.000	0.000
Package 2	48	38.000	32.479	85.47%	0.00	0.00	NA	38.00	32.48	85.47%	0.00	0.00	NA	0.000	4.521	0.000
Package 2		208.093	176.861	86.88%	59.250	44.650	75.36%	140.308	124.481	88.72%	8.23	7.73	93.92%	4.350	7.921	0.500

Table 3-41: Chainage wise Detailed Information of Construction of Embankment for Package-2

#	Polder	Location	Status of Work	Length (Km)	Starting Chainage (Km)	End Chainage (Km)	Type of Work (New/ Retd./ Resectioning)	LA Problem	LA - Current Status	Required Earthwork Quantity (Cum)	Completed Earthwork Quantity (Cum)	Required Dressing & Turfing (Sqm)	Completed Dressing and turfing (Sqm)	Completed Earthwork %	Completed Dressing and turfing %	Progress as of June 2023	Completed Length (km)	Partly Completed Length (km)	Remarks
Package 2																			
1	39/2C	Bandharía	Yet to Start	1.100	0.000	1.100	New	Yes	Possession Received					0.00%	0.00%	0.00%			Paved Road
2	39/2C	Pirojpur	Ongoing	4.063	1.100	5.163	New	Yes	Possession Received	90,518	69,000	62,978	37,786	76.23%	60.00%	74.93%	3.110	0.000	Work in Progress
3	39/2C	Pirojpur	Ongoing	1.237	5.163	6.400	New	Yes	Possession Received	24,457	5,000			20.44%	0.00%	18.81%	0.000	0.500	Work in Progress
4	39/2C	Pirojpur	Ongoing	1.400	6.400	7.800	New	Yes	Possession Received	35,027	34,750	19,031	7,972	99.21%	41.89%	94.62%	1.390	0.000	Work in Progress
5	39/2C	Jalukhathi	Ongoing	2.450	7.800	10.250	New	Yes	Possession Received	62,093	59,000	35,305	16,400	95.02%	46.45%	91.13%	2.290	0.000	Work in Progress
6	39/2C	Jalukhathi	Ongoing	2.150	10.250	12.400	New	Yes	Possession Received	56,553	47,080	31,327	12,550	83.25%	40.06%	79.79%	1.790	0.000	Work in Progress
7	39/2C	Pirojpur	Ongoing	3.200	12.400	15.600	New	Yes	Possession Received	81,015	67,500	46,705	25,000	83.32%	53.53%	80.93%	2.580	0.450	Work in Progress
8	39/2C	Pirojpur	Ongoing	3.700	15.600	19.300	New	Yes	Possession Received	110,095	95,000	58,588	25,300	86.29%	43.18%	82.84%	2.530	0.800	Work in Progress
9	39/2C	Pirojpur	Ongoing	2.050	19.300	21.350	New	Yes	Possession Received	65,751	48,000	16,688	0	73.00%	0.00%	67.16%	1.150	0.350	Work in Progress
10	39/2C	Pirojpur	Ongoing	3.350	21.350	24.700	New	Yes	Possession Received	91,998	87,500	49,590	0	95.11%	0.00%	87.50%	3.200	0.000	Work in Progress
11	39/2C	Pirojpur	Ongoing	5.300	24.700	30.000	New	Yes	Possession Received	114,224	99,780	68,600	8,400	87.35%	12.24%	81.35%	4.630	0.000	Work in Progress
12	39/2C	Pirojpur	Ongoing	3.600	30.000	33.600	New	Yes	Possession Received	72,040	67,000	44,444	21,000	93.00%	47.25%	89.34%	3.370	0.000	Work in Progress
13	39/2C	Pirojpur	Ongoing	3.000	33.600	36.600	New	Yes	Possession Received	102,621	63,000	51,130	0	61.39%	0.00%	56.48%	1.700	0.500	Work in Progress
14	39/2C	Pirojpur	Ongoing	2.660	36.600	39.260	New	Yes	Possession Received	162,395	140,000	55,200	34,800	86.21%	63.04%	84.36%	2.260	0.300	Work in Progress
15	39/2C	Pirojpur	Ongoing	5.313	39.260	44.573	New	Yes	Possession Received	318,502	205,500	40,111	5,777	64.52%	14.40%	60.51%	3.390	0.950	Work in Progress
8	39/2C	Pirojpur	Ongoing	2.677	44.573	47.250	New	Yes	Possession Received	154,328	123,000	83,400	66,470	79.70%	79.70%	79.70%	2.150	0.300	Work in Progress
9	39/2C	Pirojpur	Completed	3.300	47.250	50.550	New	Yes	Possession Received	197,861	197,861	28,900	28,900	100.00%	100.00%	100.00%	3.300	0.000	Work is Completed
10	39/2C	Junia, Pirojpur	Ongoing	5.400	50.550	55.950	New	No	do	256,606	217,000	71,464	35,600	84.57%	49.82%	81.79%	4.570	0.200	Work in Progress
11	39/2C	Junia, Pirojpur	Ongoing	0.550	55.950	56.500	New	No	do	27,267	24,788	11,294	8,500	90.91%	75.26%	89.66%	0.500	0.000	Work in Progress
12	39/2C	Pirojpur	Ongoing	2.750	56.500	59.250	New	Yes	do	105,079	34,500	52,427	0	32.83%	0.00%	30.21%	0.740	0.000	Work in Progress

Bangladesh Water Development Board (BWDB)
Coastal Embankment Improvement Project, Phase-1 (CEIP-1)

#	Polder	Location	Status of Work	Length (Km)	Starting Chainage (Km)	End Chainage (Km)	Type of Work (New/ Retd./ Resectioning)	LA Problem	LA - Current Status	Required Earthwork Quantity (Cum)	Completed Earthwork Quantity (Cum)	Required Dressing & Turfing (Sqm)	Completed Dressing and turfing (Sqm)	Completed Earthwork %	Completed Dressing and turfing %	Progress as of June 2023	Completed Length (km)	Partly Completed Length (km)	Remarks
13	40/2	Pathargata Mouza	Completed	1.240	0.000	1.240	Resectioning	No	NA	45,011	45,011	41,540	41,540	100.00%	100.00%	100.00%	1.240	0.000	Work is Completed
14	40/2	Pathargata Mouza	Completed	1.760	1.240	3.000	Resectioning	No	Possession Received	119,313	119,313	46,015	46,015	100.00%	100.00%	100.00%	1.760	0.000	Work is Completed
15	40/2	Gohorpur	Ongoing	1.150	3.000	4.150	Resectioning	No	NA	59,117	59,117	35,166	30,000	100.00%	85.31%	98.82%	1.150	0.000	Work in Progress
16	40/2	Gohorpur	Completed	1.700	4.150	5.850	Resectioning	No	NA	29,830	29,830	28,838	28,838	100.00%	100.00%	100.00%	1.700	0.000	Work is Completed
17	40/2	Gohorpur	Completed	0.100	5.850	5.950	Resectioning	No	NA	1,893	1,893	1,983	1,983	100.00%	100.00%	100.00%	0.100	0.000	Work is Completed
18	40/2	Gohorpur	Completed	0.700	5.950	6.650	Resectioning	No	NA	13,100	13,100	13,052	13,052	100.00%	100.00%	100.00%	0.700	0.000	Work is Completed
19	40/2	Nijlathimara	Ongoing	0.850	6.650	7.500	Resectioning	No	NA	18,835	18,835	16,464	15,500	100.00%	94.14%	99.53%	0.850	0.000	Work in Progress
20	40/2	Nijlathimara	Ongoing	1.500	7.500	9.000	Resectioning	No	NA	29,648	29,648	27,140	25,500	100.00%	93.96%	99.52%	1.500	0.000	Work in Progress
21	40/2	Tangra Mouza	Ongoing	3.000	9.000	12.000	Resectioning	No	NA	143,000	143,000	88,798	85,000	100.00%	95.72%	99.66%	3.000	0.000	Work in Progress
22	40/2	Tapalbaria	Completed	0.850	12.000	12.850	Resectioning	No	NA	37,947	37,947	35,093	35,093	100.00%	100.00%	100.00%	0.850	0.000	Work is Completed
23	40/2	Tapalbaria	Ongoing	1.150	12.850	14.000	Resectioning	No	Possession received	109,400	109,400	24,688	15,000	100.00%	60.76%	96.86%	1.150	0.000	Work in Progress
24	40/2	Tapalbaria	Ongoing	1.000	14.000	15.000	Resectioning	No	do	80,391	80,391	40,501	40,500	100.00%	100.00%	100.00%	1.000	0.000	Work in Progress
25	40/2	Char donai Mouza	Ongoing	2.700	15.000	17.700	Resectioning	No	NA	258,925	222,000	121,079	32,000	85.74%	26.43%	80.99%	2.150	0.250	Work in Progress
26	40/2	Char donai Mouza	Ongoing	0.550	17.700	18.250	Resectioning	No	Possession received	37,733	37,733	23,757	15,000	100.00%	63.14%	97.05%	0.550	0.000	Work in Progress
27	40/2	Char donai Mouza	Completed	0.200	18.250	18.450	Resectioning	No	Possession received	14,513	14,513	8,965	8,965	100.00%	100.00%	100.00%	0.200	0.000	Work is Completed
28	40/2	Char donai Mouza	Completed	1.250	18.450	19.700	Resectioning	No	do	99,752	99,752	39,118	39,118	100.00%	100.00%	100.00%	1.250	0.000	Work is Completed
29	40/2	Char donai Mouza	Completed	1.300	19.700	21.000	Resectioning	No	do	107,309	107,309	46,157	46,157	100.00%	100.00%	100.00%	1.300	0.000	Work is Completed
30	40/2	Char donai Mouza	Ongoing	0.550	21.000	21.550	Resectioning	No	do	40,992	40,992	22,710	0	100.00%	0.00%	92.00%	0.550	0.000	Work in Progress
31	40/2	Char donai Mouza	Ongoing	1.450	21.550	23.000	Resectioning	No	NA	41,856	41,856	31,338	18,000	100.00%	57.44%	96.60%	1.450	0.000	Work in Progress
31	40/2	Char donai Mouza	Ongoing	4.520	23.000	27.520	Resectioning	LGED Road	NA	57,984	28,000	0	0	48.29%	0.00%	44.43%	0.000	2.000	LGED Paved Road. Work in progress
32	40/2	Hoglapasha	Ongoing	4.715	27.520	32.235	Resectioning	RHD Road	NA	32,775	19,000	0	0	57.97%	0.00%	53.33%	2.744	0.800	RHD Paved Road. Work in Progress
33	40/2	Hatempur & Boraitola	Ongoing	0.565	32.235	32.800	Resectioning	Pourashava Carpeting	NA	7,304	1,300	0	0	17.80%	0.00%	16.37%	0.056	0.300	Work in Progress
34	40/2	Boraitola	Yet to Start	1.115	32.800	33.915	Resectioning	Pourashava Carpeting	NA	0	0	0	0	0.00%	0.00%	0.00%	1.115	0.000	Pourashava Paved Road.
35	40/2	Pathargata Mouza	Ongoing	0.285	33.915	34.200	Resectioning	Pourashava cc Road	NA	8,997	8,997	0	0	100.00%	0.00%	92.00%	0.285	0.000	Work in Progress
36	41/1	Ayla Patakata UP	Completed	2.300	0.000	2.300	Resectioning	No	NA	55,596	55,596	85,000	85,000	100.00%	100.00%	100.00%	2.300	0.000	Work is Completed
37	41/1	Burir Char UP	Yet to Start	0.700	2.300	3.000	Resectioning	RHD Road	NA	0	0	0	0	0.00%	0.00%	0.00%	0.700	0.000	RHD Carpeting Road.
38	41/1	Burir Char UP	Ongoing	2.300	3.000	5.300	Retired	No	Possession Received	199,719	199,719	74,000	27,000	100.00%	36.49%	94.92%	2.300	0.000	Work in Progress
39	41/1	Burir Char UP	Ongoing	7.500	5.300	12.800	Resectioning	No	NA	169,336	169,336	0	0	100.00%	0.00%	92.00%	7.500	0.000	Work in Progress
40	41/1	Burir Char UP	Ongoing	0.950	12.800	13.750	Resectioning	No	NA	51,709	51,709	33,250.00	21,000	100.00%	63.16%	97.05%	0.950	0.000	Work in Progress
41	41/1	Burir Char UP	Completed	0.250	13.750	14.000	Resectioning	No	NA	13,304	13,304	5,500	5,500	100.00%	100.00%	100.00%	0.250	0.000	Paved Road area. Work in Completed
42	41/1	Burir Char UP	Completed	4.750	14.000	18.750	Resectioning	LGED Road	NA	72,491	72,491	87,500	87,500	100.00%	100.00%	100.00%	4.650	0.000	Paved Road area. Work in Completed
43	41/1	Burir Char UP	Yet to Start	1.750	18.750	20.500	Resectioning	Pourashava Road	NA	0	0	0	0	0.00%	0.00%	0.00%	1.850	0.000	Pourashava Carpeting Road.
44	41/1	Burir Char UP	Completed	6.750	20.500	27.250	Resectioning	RHD Road	NA	0.000	0.000	0.000	0.000	100.00%	100.00%	100.00%	6.750	0.000	RHD Carpeting Road. Work in Completed
45	41/1	Ayla Patakata UP	Ongoing	2.250	27.250	29.500	Resectioning	LGED Road	NA	32,972	32,972	48,000	42,600	100.00%	88.75%	99.10%	2.250	0.000	Paved Road area. Work in Progress
46	41/1	Ayla Patakata UP	Completed	2.500	29.500	32.000	Resectioning	LGED Road	NA	46,071	46,071	53,000	53,000	100.00%	100.00%	100.00%	2.500	0.000	Paved Road area. Work in Completed
47	41/1	Ayla Patakata UP	Completed	1.571	32.000	33.571	Resectioning	LGED Road	NA	34,300	34,300	34,562	34,562	100.00%	100.00%	100.00%	1.571	0.000	Paved Road area. Work in Completed



Bangladesh Water Development Board (BWDB)
Coastal Embankment Improvement Project, Phase-1 (CEIP-1)

#	Polder	Location	Status of Work	Length (Km)	Starting Chainage (Km)	End Chainage (Km)	Type of Work (New/ Retd./ Resectioning)	LA Problem	LA - Current Status	Required Earthwork Quantity (Cum)	Completed Earthwork Quantity (Cum)	Required Dressing & Turfing (Sqm)	Completed Dressing and turfing (Sqm)	Completed Earthwork %	Completed Dressing and turfing %	Progress as of June 2023	Completed Length (km)	Partly Completed Length (km)	Remarks
48	43/2C	Suhari	Yet to Start	0.074	0.000	0.074	Resectioning	RHD Road	NA					0.00%	0.00%	0.00%			RHD Carpeting Road.
49	43/2C	Bauria	Ongoing	0.851	0.074	0.925	Resectioning	Yes	Revised land plan under preparation	42,000	41,870	21,375	17,500	99.69%	81.87%	98.26%	0.851	0.000	Work in Progress
50	43/2C	Bauria	Ongoing	0.400	0.925	1.325	Resectioning	Yes	do	12,347	12,341	8,370	8,370	99.95%	100.00%	99.96%	0.400	0.000	Work in Progress
51	43/2C	Gabua	Completed	2.703	1.325	4.028	Resectioning	Yes	do	74,709	74,709	52,570	52,570	100.00%	100.00%	100.00%	2.703	0.000	Work is Completed
52	43/2C	Boro Gabua	Yet to Start	0.872	4.028	4.900	Resectioning	LGED Road	NA					0.00%	0.00%	0.00%			LGED Carpeting Road.
53	43/2C	Boro Gabua	Ongoing	0.950	4.900	5.850	Resectioning	Yes	Revised land plan under preparation	22,860	21,672	18,556	18,556	94.80%	100.00%	95.22%	0.950	0.000	Work in Progress
54	43/2C	Boro Gabua	Yet to Start	1.650	5.850	7.500	Resectioning	LGED Road	NA					0.00%	0.00%	0.00%			LGED Carpeting Road.
55	43/2C	Goikhali	Ongoing	5.600	7.500	13.100	Resectioning	Yes	Revised land plan under preparation	120,728	120,728	111,189	103,247	100.00%	92.86%	99.43%	5.600	0.000	Work in Progress
56	43/2C	Goikhali	Ongoing	1.100	13.100	14.200	Retired	Yes	do	85,535	85,490	31,030		99.95%	0.00%	91.95%	1.100	0.000	Work in Progress
57	43/2C	East Gokhali	Ongoing	0.800	14.200	15.000	Resectioning	Yes	do	45,911	45,852	21,384	9,175	99.87%	42.91%	95.31%	0.800	0.000	Work in Progress
58	43/2C	East Gokhali	Ongoing	3.000	15.000	18.000	Retired	Yes	do	117,296	117,296	88,954	84,954	100.00%	95.50%	99.64%	3.000	0.000	Work in Progress
59	43/2C	East Gokhali & Badarour	Ongoing	1.300	18.000	19.300	Resectioning	No	do	46,380	43,210	32,738	6,750	93.17%	20.62%	87.36%	1.190	0.050	Work in Progress
60	43/2C	Suharinij Char	Ongoing	0.500	19.300	19.800	Retired	Yes	do	43,471	28,500	15,383		65.56%	0.00%	60.32%	0.000	0.500	Work in Progress
61	43/2C	East Gokhali & Badarour	Ongoing	0.900	19.800	20.700	Resectioning	No	do	52,926	52,800	21,009	0	99.76%	0.00%	91.78%	0.900	0.000	Work in Progress
62	43/2C	Suharinij Char	Ongoing	1.700	20.700	22.400	Resectioning	No	do	64,993	64,000	51,294	48,178	98.47%	93.93%	98.11%	1.700	0.000	Work in Progress
63	43/2C	Suharinij Char	Ongoing	1.600	22.400	24.000	Resectioning	No	do	73,766	73,000	49,560	38,750	98.96%	78.19%	97.30%	1.600	0.000	Work in Progress
64	43/2C	Suhari	Ongoing	1.200	24.000	25.200	Resectioning	No	do	59,734	58,200	35,378	18,550	97.43%	52.43%	93.83%	1.150	0.000	Work in Progress
65	43/2C	Suhari	Yet to Start	0.305	25.200	25.505	RHD Road	RHD Road	NA					0.00%	0.00%	0.00%			RHD Carpeting Road.
66	47/2	Piarpur	Ongoing	2.100	0.000	2.100	Resectioning	No	NA	9,178	9,178	26,745	22,463	100.00%	83.99%	98.72%	2.100	0.000	Work in Progress
67	47/2	Piarpur	Completed	0.650	2.100	2.750	Retired	Yes	Possession received	34,813	34,813	13,378	13,378	100.00%	100.00%	100.00%	0.650	0.000	Work is Completed
68	47/2	Piarpur	Ongoing	3.400	2.750	6.150	Resectioning	No	NA	36,849	36,849	56,220	47,360	100.00%	84.24%	98.74%	3.400	0.000	Work in Progress
69	47/2	Kichikata	Completed	0.680	6.150	6.830	Retired	Yes	Possession received	31,378	31,378	9,259	9,259	100.00%	100.00%	100.00%	0.680	0.000	Work is Completed
70	47/2	Kichikata	Completed	6.220	6.830	13.050	Resectioning	No	NA	52,700	52,700	84,575	84,575	100.00%	100.00%	100.00%	6.220	0.000	Work is Completed
71	47/2	Thankhola	Ongoing	4.517	13.050	17.567	Resectioning	No	NA	48,526	48,526	60,057	50,765	100.00%	84.53%	98.76%	4.517	0.000	Work in Progress
72	48	Khajura	Ongoing	0.500	0.000	0.500	Resectioning	No	NA	11,086	11,086		0	100.00%	0.00%	92.00%	0.500	0.000	Work in Progress
73	48	Khajura	Ongoing	4.000	0.500	4.500	Resectioning	No	NA	27,511	27,511	47,704	19,082	100.00%	40.00%	95.20%	4.000	0.000	Work in Progress
74	48	Tolatoli, Chapali & Char Chapli	Ongoing	2.200	4.500	6.700	Resectioning	No	NA	9,450	9,450	104,164	15,155	100.00%	14.55%	93.16%	2.200	0.000	Paved Road area. Work in Progress
75	48	Tolatoli, Chapali & Char Chapli	Ongoing	9.434	6.700	16.134	Resectioning	LGED Road	NA	61,387	60,380	163,312	109,120	98.36%	66.82%	95.84%	8.832	0.602	Paved Road area. Work in Progress
76	48	Char Chapali	Completed	0.316	16.134	16.450	Resectioning	No	NA	5,513	5,513	6,188	6,188	100.00%	100.00%	100.00%	0.316	0.000	Work is Completed
77	48	Ashakhali	Ongoing	0.685	16.450	17.135	Resectioning	No	NA	114,878	92,000	40,197	36,500	80.08%	90.80%	80.94%	0.685	0.000	Work in Progress
78	48	Ashakhali	Ongoing	0.865	17.135	18.000	Resectioning	No	NA	116,361	108,000	53,831	49,800	92.81%	92.51%	92.79%	0.826	0.039	Work in Progress
79	48	Ashakhali	Ongoing	3.000	18.000	21.000	Resectioning	No	NA	394,860	386,963	182,329	136,746	98.00%	75.00%	96.16%	2.870	0.130	Work in Progress
80	48	Ashakhali	Ongoing	3.000	21.000	24.000	Resectioning	No	NA	425,692	391,636	186,164	139,623	92.00%	75.00%	90.64%	2.700	0.300	Work in Progress
81	48	Ashakhali	Ongoing	5.455	24.000	29.455	Resectioning	No	NA	403,185	241,911	284,260	23,449	60.00%	8.25%	55.86%	2.300	2.155	LGED Carpeting Road. Work in progress
82	48	Kuakata Beach	Ongoing	1.195	29.455	30.650	Resectioning	LGED Road	NA	47,674	28,605	50,218	0	60.00%	0.00%	55.20%	0.00	1.195	Work in Progress
83	48	Do	Ongoing	0.150	30.650	30.800	Resectioning	No	NA	7,518	2,009	698		26.72%	0.00%	24.58%	0.150	0.000	Work in Progress
84	48	Do	Ongoing	1.215	30.800	32.015	Resectioning	No	NA	76,555	39,570	12,080	12,080	51.69%	100.00%	55.55%	1.115	0.100	Work in Progress
85	48	Do	Ongoing	2.285	32.015	34.300	Resectioning	No	NA	109,790	109,790	30,757	0	100.00%	0.00%	92.00%	2.285	0.000	Work in Progress
86	48	Do	Completed	0.250	34.300	34.550	Resectioning	No	NA	25,871	25,871	3,017	3,017	100.00%	100.00%	100.00%	0.250	0.000	Work is Completed
87	48	Do	Completed	0.328	34.550	34.878	Resectioning	No	NA	23,428	23,428	3,958	3,958	100.00%	100.00%	100.00%	0.328	0.000	Work is Completed
88	48	Do	Completed	2.122	34.878	37.000	Resectioning	No	NA	226,180	226,180	117,669	117,669	100.00%	100.00%	100.00%	2.122	0.000	Work is Completed
89	48	Khajura	Ongoing	1.000	37.000	38.000	Resectioning	No	NA	12,694	12,694			100.00%	0.00%	92.00%	1.00	0.000	Work in Progress



Table 3-42: Detailed information of Slope Development Status of Paved Road Stretches of Package-2

Pkg. No	Polder	Location	Status of Work	Length (Km)	Starting Chainage (Km)	End Chainage (Km)	Remarks
WP02	39/2C	Bhandaria Thana premissis to Liakat Market, Bhandaria, Pirojpur	Yet to Start	0.016	0.000	0.016	RHD Overlapping
	39/2C		Yet to Start	0.129	0.016	0.145	RHD Overlapping
	39/2C		Yet to Start	0.205	0.145	0.350	RHD Overlapping
	39/2C	Liakat market to Gorur Hat, Bhandaria, Pirojpur	Yet to Start	0.166	0.350	0.516	RHD Overlapping
	39/2C	Gorur Hat to Mia Bari Madrassa complex (FS-1), south shealkathi, Bhandaria, Pirojpur	Yet to Start	0.484	0.516	1.000	RHD Overlapping
	39/2C		Completed	0.080	1.000	1.080	RHD Overlapping
	39/2C	Near tarukder Bari, Dhawa, Bishnur	Completed	0.055	2.590	2.645	LGED overlapping
	39/2C		Ongoing	0.105	2.928	3.033	LGED overlapping
	39/2C	Poddar Khal Bazar, East Dhawa (DS-1)	Completed	0.038	3.033	3.071	LGED overlapping
	39/2C		Completed	0.274	3.071	3.345	LGED overlapping
	39/2C	Tulatola to Jalner Khal South-East Dhawa (FS-3)	Completed	0.280	4.700	4.980	LGED overlapping
	39/2C		Ongoing	0.166	4.995	5.161	LGED overlapping
	39/2C	Jalner khal to west Chechrirampur(DS-2), Soth Dhawa	Ongoing	0.021	5.161	5.182	LGED overlapping
	39/2C		Ongoing	0.987	5.182	6.169	LGED overlapping
	39/2C	Near west chechri Primary School, Dhawa	Completed	0.010	7.190	7.200	LGED crossing
	39/2C	West chechrirampur Tofsirer kheaghat, Kathalia	Completed	0.010	9.360	9.370	LGED crossing
	39/2C	Near Bhogiratpur Bazar (North side), Mottbaria	Completed	0.237	14.873	15.110	LGED Overlapping
	39/2C		Ongoing	0.009	15.111	15.120	LGED crossing
	39/2C	Near Bhogiratpur Bazar (west side), Mottbaria	Completed	0.009	15.660	15.669	LGED crossing
	39/2C		Completed	0.007	15.840	15.847	LGED crossing
	39/2C	Besides Gazi bari Bazar, Boro Saula, Motbaria	Ongoing	0.005	17.931	17.936	LGED crossing
	39/2C	Near Anis karir Bari, Boro Saula	Ongoing	0.005	18.685	18.690	LGED crossing
	39/2C	Near Badura Bazar toward safe	Completed	0.005	21.002	21.007	LGED crossing
	39/2C	Bhanga Pool- near south Tetulbaria Panchagram primary school	Completed	0.006	22.080	22.086	LGED crossing
	39/2C	Near safe bazar about 300m towards badura	Ongoing	0.007	24.135	24.142	LGED crossing
	39/2C	Near safe bazar RHD road, (DS-6)	Completed	0.010	24.420	24.430	RHD crossing
	39/2C	Near Safe bazar rcc bridge	Completed	0.009	25.002	25.011	LGED crossing
	39/2C	Vangon Kul, Gulbunia	Completed	0.078	27.280	27.358	LGED overlapping
	39/2C	Near South Junia bridge	Ongoing	0.007	28.380	28.387	LGED crossing
	39/2C	Near Horinpala bridge & Cyclone shelter	Completed	0.008	31.570	31.578	LGED crossing
	39/2C	Bashai Bari, Horinpala	Ongoing	0.005	32.606	32.611	LGED crossing
	39/2C	Near Chairman bari, Horinpala	Completed	0.012	33.585	33.597	LGED crossing
	39/2C	Horinpala Eco Park	Completed	0.060	36.170	36.230	LGED overlapping
	39/2C		Ongoing	0.007	36.405	36.412	LGED crossing
	39/2C	Telekhali Bazar (DS-8)	Completed	0.003	42.875	42.878	LGED crossing
	39/2C	Near south side Charkhali Ferry ghat (DS-11)	Completed	0.165	50.785	50.950	LGE Doverlapping
	39/2C	Between Charkhali More and Ferry ghat	Ongoing	0.006	51.164	51.170	RHD crossing
	39/2C	Near charkhali more (North side)	Completed	0.005	51.315	51.320	LGED crossing
	39/2C	Near old charkhali launch ghat	Ongoing	0.005	51.655	51.660	LGED crossing
	39/2C	Near Chenguria Bazar	Ongoing	0.115	56.420	56.535	LGED overlapping
	39/2C	Near Kudus ukil bari (DS-13)	Ongoing	0.088	57.082	57.170	LGED overlapping
	39/2C	Near Horolal & Hiralaler bari, south shealkathi	Ongoing	0.118	57.200	57.318	LGED overlapping
	39/2C		Ongoing	0.027	57.395	57.422	LGED overlapping
	39/2C		Ongoing	0.251	57.804	58.055	LGED overlapping
	39/2C	Moshrraf er Bari, South Shealkhathi	Ongoing	0.011	58.300	58.311	LGED (crossing)
	39/2C		Ongoing	0.197	58.437	58.634	LGED overlapping
	39/2C		Ongoing	0.030	58.725	58.755	LGED overlapping
39/2C	From Khokon Kazir Bari to Bhandaria LSD Godown	Ongoing	0.295	58.755	59.050	LGED overlapping	
39/2C		Ongoing	0.200	59.050	59.250	LGED overlapping	
40/2	Pathargata Mouza	Completed	1.240	0.000	1.240	Pourashaba Road	
40/2	Char donai Mouza	Ongoing	0.600	23.000	23.600	LGED Road	
40/2	Hoglapasha	Ongoing	3.920	23.600	27.520	RHD Road (Under up gradation by RHD)	
40/2	Hatempur & Boraitola	Ongoing	4.715	27.520	32.235	Pourashaba Road	
40/2	Pathargata Mouza	Ongoing	1.965	32.235	34.200	Pourashaba Road	
41/1	Burir Char UP	Completed	0.750	2.250	3.000	RHD road (Under up gradation by RHD)	
41/1	Burir Char UP	Completed	4.900	13.750	18.650	LGED Road	
41/1	Burir Char UP	Completed	2.050	18.650	20.700	Pourashaba Road	
41/1	Burir Char UP	Completed	6.560	20.700	27.260	RHD road (Under up gradation by RHD)	
41/1	Burir Char UP	Ongoing	6.140	27.260	33.400	LGED Road	
43/2C	Suhari	Yet to Start	0.074	0.000	0.074	RHD Road	
43/2C	Boro Gabua	Yet to Start	0.876	4.024	4.900	RHD Road	
43/2C	Boro Gabua	Yet to Start	1.650	5.850	7.500	LGED Road	
43/2C	Suhari	Yet to Start	0.303	25.210	25.513	RHD Road	
48	Kuakata Beach	Ongoing	15.600	0.534	16.134	LGED Road	
48	Kuakata Beach	Ongoing	1.197	29.455	30.652	LGED Road	
Total of Package-2				57.568			

Table 3-43: Channel Wise detailed Information for Construction of Drainage Channel for Package-2

#	Polder	Name of Khal	Status of Work	Length (Km)	Completed Length (km)	Required Quantity (Cum)	Achieved Quantity (Cum)	Status as of June 2023	Remarks
Package 2									
1	39/2C	Chokeydev Khal	Ongoing	5.500	2.550	36,491.00	12,380.00	46.36%	Work in Progress
2	39/2C	Pona Khal	Ongoing	20.000	15.500	24,296.05	2,500.00	77.50%	Work in Progress
3	39/2C	Bakshi Khal Br. 2	Ongoing	3.000	2.800	2,769.37	2,500.00	93.33%	Work in Progress
4	39/2C	Dasher Khal	Completed	3.750	3.750	20,760.50	20,760.50	100.00%	Work Completed.
5	39/2C	Junihir Khal	Completed	3.000	3.000	2,926.00	2,931.00	100.00%	Work Completed.
6	39/2C	Teli Khali Khal	Completed	4.500	4.500	1,634.30	1,634.35	100.00%	Work Completed.
7	39/2C	Chakluia Khal	Ongoing	5.500	4.050	6,339.35	3,100.00	73.64%	Work in Progress
8	39/2C	Hetalia Khal	Ongoing	3.500	3.450	10,108.00	8,978.00	98.57%	Work in Progress
9	39/2C	Nodmollar Khal	Completed	4.000	4.000	11,209.00	11,139.00	100.00%	Work Completed.
10	39/2C	Dagrey Khal	Completed	2.000	2.000	27,552.00	27,552.00	100.00%	Work Completed.
11	39/2C	Bauner Khal	Completed	2.480	2.480	-	-	100.00%	No need of Re-excavation
12	40/2	Mutainer Khal	Yet to Start	2.400	0.000	42,571.38		0.00%	This khal has already been excavated by BWDB (Connected with DS-1)
13	40/2	Achania Khal	Dropped	0.000	0.000	23,507.00		0.00%	Dropped
14	40/2	Nijladiamar Khal	Dropped	0.000	0.000	43,613.08		0.00%	Dropped
15	40/2	Ganpara Khal - 1	Dropped	0.000	0.000			0.00%	Dropped
16	40/2	Keoratala Khal	Completed	1.829	1.829	36,574.00	35,558.00	100.00%	Work Completed.
17	40/2	Charduani Khal	Dropped	0.000	0.000	73,031.75		0.00%	Dropped
18	40/2	Hoglapasha Khal	Dropped	0.000	0.000	57,367.59		0.00%	Dropped
19	40/2	Munshigonj Khal	Dropped	0.000	0.000	1,663.75		0.00%	Dropped
20	40/2	Maser Khal	Dropped	0.000	0.000	37,548.50		0.00%	Dropped
21	40/2	Kajibari Khal	Dropped	0.000	0.000	38,060.00		0.00%	Dropped
22	40/2	Boroitola Khal	Dropped	0.000	0.000	73,238.00		0.00%	Dropped
23	41/1	Lobongla Khal	Yet to Start	4.073	0.000	14,393.64		0.00%	This khal has already been excavated by BWDB (Connected with DS-1)
24	41/1	Shonakhali Khal	Dropped	0.000	0.000	17,187.50		0.00%	Dropped
25	41/1	Charakgasia Khal	Dropped	0.000	0.000	6,789.75		0.00%	Dropped
26	41/1	Charnalar Khal	Completed	1.260	1.260	18,345.00	18,345.00	100.00%	Work is completed (Connected with DS-4)
27	41/1	Burirchar Khal	Yet to Start	6.930	0.000	38,439.50		0.00%	(Connected with DS-5)
28	41/1	Lobongla Khal Br. 1	Completed	4.390	4.390	5,301.00	5,301.00	100.00%	As per approved shop drawing, the excavation quantity is only 5,301.00 Cum which is negligible in compared to length. So the existing section is enough compared to design section. No need re-excavation (Connected with DS-6).
29	41/1	Napit Khali Khal	Completed	1.813	1.813	23,564.00	23,564.00	100.00%	Work is completed. (Connected with DS-7)
30	41/1	Choto Lobongla Khal	Completed	4.667	1.338	26,171.00	26,171.00	100.00%	Length of Khal is 4.700Km. But from Km 1.338 to Km 4.700 already excavated by BWDB. (Connected with DS-8)
31	43/2C	Chadkokai Khal	Completed	2.600	2.600	65,370.00	65,370.00	100.00%	Work Completed
32	43/2C	Jamaluddin Khal	Ongoing	3.961	0.400	12,322.00	11,316.04	10.10%	Work in Progress
33	43/2C	Mushir Khal - 01	Completed	6.793	6.793	3,376.00	3,376.00	100.00%	Work Completed
34	43/2C	Mushir Khal	Completed	2.448	2.448	32,013.00	32,013.00	100.00%	Work Completed
35	43/2C	Pollar Khal	Completed	2.350	2.350	41,624.00	41,624.00	100.00%	Work Completed
36	43/2C	Rishir Khal	Completed	2.000	2.000	45,783.00	45,783.00	100.00%	Work Completed
37	43/2C	Taitola Khal	Completed	2.440	2.440	35,930.84	35,715.00	100.00%	Work Completed
38	43/2C	Golkhali Khal	Completed	5.669	5.669	59,517.00	53,350.55	100.00%	Work Completed
39	47/2	Eidkhola Khal	Completed	0.676	0.676	8,019.00	8,019.00	100.00%	Work Completed
40	47/2	Kichikata Khal	Completed	1.700	1.700	13,607.00	13,607.00	100.00%	Work Completed
41	47/2	Dhankhola Khal	Completed	4.791	4.791	53,943.00	53,943.00	100.00%	Work Completed
42	47/2	Piarpur Khal	Completed	2.000	2.000	29,714.00	29,714.00	100.00%	Work Completed
43	48	Khanjurpara Khal	Completed	7.465	7.465	100,302.50	100,302.50	100.00%	Work Completed
44	48	Matiranga Khal	Completed	1.925	1.925	4,473.90	4,473.90	100.00%	Work Completed
45	48	Loxir Khal	Completed	7.000	7.000	19,364.00	19,364.00	100.00%	Work Completed
46	48	Nayapara Khal - 1	Completed	4.250	4.250	31,796.00	31,796.00	100.00%	Work Completed
47	48	Tolatoli Khal	Completed	5.723	5.723	97,230.00	97,230.00	100.00%	Work Completed
48	48	Charchapali Khal	Completed	2.472	2.472	26,483.00	26,483.00	100.00%	Work Completed
49	48	Kauarchar Khal	Completed	1.000	1.000	7,818.25	7,818.25	100.00%	Work Completed
50	48	Kalaipara Khal	Completed	0.350	0.350	9,547.58	9,547.58	100.00%	Work Completed
51	48	Goramkhula Khal	Completed	2.726	2.726	54,163.00	54,163.00	100.00%	Work Completed
52	48	Khalifar Khal	Dropped	0.000	0.000	6,924.50	-	0.00%	Dropped
53	48	Maither Khal	Dropped	0.000	0.000	4,983.00	-	0.00%	Dropped
Total				154.931	125.488	1,101,842.155	947,422.67		

Table 3-44: Detailed Information of Construction Status of Drainage Sluice for Package-2

#	Type of HS	Polder	Sluice Name	Dropped/ Not Dropped	LA Problem	LA - Current Status	Preparation cofferdam-excavation-dewatering	Foundation sand piling - Sheet Piles	Structure - Concreting Work	Installation CC block placing - Gate	Status as of June 2023	Remarks
Drainage Sluice												
1	DS	39/2C	DS-1	Yet to Start	Y	Possession Received					0.00%	Program for the year 2022-23.
2	DS	39/2C	DS-2	Completed	Y	Possession Received	100%	100%	100%	100%	100.00%	Sluice in operation.
3	DS	39/2C	DS-3	Completed	Y	Possession Received	100%	100%	100%	100%	100.00%	Work is Completed
4	DS	39/2C	DS-4	Ongoing	Y	Possession Received	100%	100%	100%	50%	92.50%	Work in progress
5	DS	39/2C	DS-5	Ongoing	Y	Possession Received	100%	100%	100%		85.00%	Work in progress
6	DS	39/2C	DS-6	Completed	Y	Possession Received	100%	100%	100%	100%	100.00%	Sluice in operation.
7	DS	39/2C	DS-7	Completed	N	Possession Received	100%	100%	100%	100%	100.00%	Sluice in operation.
8	DS	39/2C	DS-8	Completed	Y	Possession Received	100%	100%	100%	100%	100.00%	Sluice in operation.
9	DS	39/2C	DS-9	Ongoing	Y	Taka Deposited to DC	100%	100%	100%	75%	96.25%	Work in progress
10	DS	39/2C	DS-10	Completed	Y	Possession Received	100%	100%	100%	100%	100.00%	Sluice in operation.
11	DS	39/2C	DS-11	Completed	Y	Possession Received	100%	100%	100%	100%	100.00%	Sluice in operation.
12	DS	39/2C	DS-12	Completed	N	N/A	100%	100%	100%	100%	100.00%	Sluice in operation.
13	DS	39/2C	DS-13	Completed	Y	Possession Received	100%	100%	100%	100%	100.00%	Sluice in operation.
14	DS	40/2	DS-1	Completed	N	NA	100%	100%	100%	100%	100.00%	Sluice in operation.
15	DS	40/2	DS-2	Completed	N	NA	100%	100%	100%	100%	100.00%	Sluice in operation.
16	DS	40/2	DS-3	Completed	N	Possession Received	100%	100%	100%	100%	100.00%	Sluice in operation.
17	DS	40/2	DS-5	Completed	N	NA	100%	100%	100%	100%	100.00%	Sluice in operation.
18	DS	40/2	DS-7	Yet to Start	Y	Court case					0.00%	Due to court case work not yet started
19	DS	40/2	DS-7A	Completed	Y	N/A	100%	100%	100%	100%	100.00%	Work in progress
20	DS	40/2	DS-8	Completed	Y	Court case	100%	100%	100%	100%	100.00%	Work in progress
21	DS	40/2	DS-9	Completed	N	Court case	100%	100%	100%	100%	100.00%	Sluice in operation.
22	DS	40/2	DS-10	Completed	N	NA	100%	100%	100%	100%	100.00%	Sluice in operation.
23	DS	40/2	DS-10A	Completed	Y	Court case	100%	100%	100%	100%	100.00%	Sluice in operation.
24	DS	41/1	DS-1	Completed	N	Possession Received	100%	100%	100%	100%	100.00%	Sluice in operation.
25	DS	41/1	DS-2	Ongoing	N	NA	100%	100%	100%	40%	91.00%	Work in progress
26	DS	41/1	DS-3	Completed	N	NA	100%	100%	100%	100%	100.00%	Sluice in operation.
27	DS	41/1	DS-4	Completed	N	NA	100%	100%	100%	100%	100.00%	Sluice in operation.
28	DS	41/1	DS-5	Completed	N	NA	100%	100%	100%	100%	100.00%	Sluice in operation.
29	DS	41/1	DS-6	Completed	N	NA	100%	100%	100%	100%	100.00%	Sluice in operation.
30	DS	41/1	DS-7	Completed	N	NA	100%	100%	100%	100%	100.00%	Sluice in operation.
31	DS	41/1	DS-8	Completed	N	NA	100%	100%	100%	100%	100.00%	Sluice in operation.
32	DS	41/1	DS-9	Completed	N	NA	100%	100%	100%	100%	100.00%	Sluice in operation.
33	DS	41/1	DS-10	Completed	N	NA	100%	100%	100%	100%	100.00%	Sluice in operation.
34	DS	43/2C	DS-1	Completed	N	NA	100%	100%	100%	100%	100.00%	Sluice in operation.
35	DS	43/2C	DS-2	Completed	Y	NA	100%	100%	100%	100%	100.00%	Sluice in operation.
36	DS	43/2C	DS-3	Completed	N	NA	100%	100%	100%	100%	100.00%	Sluice in operation.
37	DS	43/2C	DS-4	Completed	N	NA	100%	100%	100%	100%	100.00%	Sluice in operation.
38	DS	43/2C	DS-5	Completed	N	NA	100%	100%	100%	100%	100.00%	Sluice in operation.
39	DS	43/2C	DS-6	Completed	Y	NA	100%	100%	100%	100%	100.00%	Sluice in operation.
40	DS	43/2C	DS-7	Completed	N	NA	100%	100%	100%	100%	100.00%	Sluice in operation.
41	DS	43/2C	DS-8	Completed	N	NA	100%	100%	100%	100%	100.00%	Sluice in operation.
42	DS	47/2	DS-1	Completed	N	NA	100%	100%	100%	100%	100.00%	Sluice in operation.
43	DS	47/2	DS-2	Completed	N	NA	100%	100%	100%	100%	100.00%	Sluice in operation.
44	DS	47/2	DS-3	Completed	N	NA	100%	100%	100%	100%	100.00%	Sluice in operation.
45	DS	47/2	DS-4	Completed	N	NA	100%	100%	100%	100%	100.00%	Sluice in operation.
46	DS	48	DS-1	Completed	N	NA	100%	100%	100%	100%	100.00%	Sluice in operation.
47	DS	48	DS-2/A	Completed	N	NA	100%	100%	100%	100%	100.00%	Sluice in operation.
48	DS	48	DS-3/2	Completed	N	NA	100%	100%	100%	100%	100.00%	Sluice in operation.
49	DS	48	DS-3/3	Completed	N	NA	100%	100%	100%	100%	100.00%	Sluice in operation.
50	DS	48	DS-3/4	Completed	N	NA	100%	100%	100%	100%	100.00%	Sluice in operation.
51	DS	48	DS-4	Completed	N	NA	100%	100%	100%	100%	100.00%	Sluice in operation.
52	DS	48	DS-6	Completed	Y	Taka Deposited to DC	100%	100%	100%	100%	100.00%	Sluice in operation.

Table 3-45: Detailed Information of Construction Status of Flushing Sluice for Package-2

#	Type of HS	Polder	Sluice Name	Dropped/ Not Dropped	LA Problem	LA - Current Status	Preparation cofferdam- excavation- dewatering	Foundation sand piling - Sheet Piles	Structure - Concreting Work	Installation CC block placing - Gate	Status as of June 2023	Remarks
Flushing Sluice												
1	FS	39/2C	FS-1	Yet to Start	Y	Taka Deposited to DC					0.00%	Land problem issue has not yet been resolved
2	FS	39/2C	FS-2	Completed	Y	do	100%	100%	100%	100%	100.00%	Work is Completed
3	FS	39/2C	FS-2/1	Completed	Y	do	100%	100%	100%	100%	100.00%	Work is Completed
4	FS	39/2C	FS-3	Ongoing	Y	do	100%	100%	100%		85.00%	Work in Progress
5	FS	39/2C	FS-4	Ongoing	Y	do	100%	100%	100%		85.00%	Work in Progress
6	FS	39/2C	FS-5	Ongoing	Y	do	100%	100%	100%		85.00%	Work in Progress
7	FS	39/2C	FS-6	Ongoing	Y	do	100%	100%	100%		85.00%	Work in Progress
8	FS	39/2C	FS-6/1	Completed	Y	do	100%	100%	100%	100%	100.00%	Sluice in operation.
9	FS	39/2C	FS-6/2	Dropped	Y	do					0.00%	Dropped
10	FS	39/2C	FS-7	Yet to Start	Y	do					0.00%	Land problem issue has not yet been resolved
11	FS	39/2C	FS-8	Completed	Y	do	100%	100%	100%	100%	100.00%	Sluice in operation.
12	FS	39/2C	FS-9	Completed	Y	do	100%	100%	100%	100%	100.00%	Sluice in operation.
13	FS	39/2C	FS-10	Yet to Start	Y	do					0.00%	Land problem issue has not yet been resolved
14	FS	39/2C	FS-11	Completed	Y	do	100%	100%	100%	100%	100.00%	Sluice in operation.
15	FS	39/2C	FS-12	Ongoing	Y	do	100%	100%	100%		85.00%	Work in Progress
16	FS	39/2C	FS-13	Ongoing	Y	do	100%	100%	100%	50%	92.50%	Work in Progress
17	FS	39/2C	FS-14	Yet to Start	Y	do					0.00%	Land problem issue has not yet been resolved
18	FS	39/2C	FS-14/1	Completed	Y	do	100%	100%	100%	100%	100.00%	Sluice in operation.
19	FS	39/2C	FS-14/2	Completed	Y	do	100%	100%	100%	100%	100.00%	Work is Completed
20	FS	39/2C	FS-15	Completed	Y	do	100%	100%	100%	100%	100.00%	Work is Completed
21	FS	39/2C	FS-16	Ongoing	Y	do	100%	100%	100%	50%	92.50%	Work in Progress
22	FS	39/2C	FS-17	Yet to Start	Y	do					0.00%	Land problem issue has not yet been resolved
23	FS	39/2C	FS-17/1	Dropped	Y	do					0.00%	Dropped
24	FS	40/2	FS-1	Dropped							0.00%	Recommended for repair instead of replacement.
25	FS	40/2	FS-3	Dropped							0.00%	Recommended for demolished
26	FS	40/2	FS-4	Dropped							0.00%	Recommended for repair instead of replacement.
27	FS	40/2	FS-4/1	Completed	N	NA	100%	100%	100%	100%	100.00%	Sluice in operation.
28	FS	40/2	FS-8	Completed	N	NA	100%	100%	100%	100%	100.00%	Work is Completed
29	FS	40/2	FS-9	Completed	N	NA	100%	100%	100%	100%	100.00%	Sluice in operation.
30	FS	40/2	FS-9A	Completed	N	NA	100%	100%	100%	100%	100.00%	Work is Completed
31	FS	40/2	FS-10	Completed	N	NA	100%	100%	100%	100%	100.00%	Sluice in operation.
32	FS	40/2	FS-11	Completed	N	NA	100%	100%	100%	100%	100.00%	Work is Completed
33	FS	40/2	FS-13	Dropped							0.00%	Recommended for demolished
34	FS	40/2	FS-14	Dropped							0.00%	Recommended for repair instead of replacement.
35	FS	40/2	FS-16	Completed	N	NA	100%	100%	100%	100%	100.00%	Work is Completed
36	FS	40/2	FS-17	Dropped							0.00%	Recommended for dropped from program instead of replacement due to land problem.
37	FS	40/2	FS-20	Dropped							0.00%	Recommended for repair instead of replacement.
38	FS	41/1	FS-1	Completed	N	NA	100%	100%	100%	100%	100.00%	Sluice in operation.
39	FS	41/1	FS-3	Completed	N	NA	100%	100%	100%	100%	100.00%	Sluice in operation.
40	FS	41/1	FS-5	Completed	N	NA	100%	100%	100%	100%	100.00%	Sluice in operation.
41	FS	41/1	FS-6	Completed	Y		100%	100%	100%	100%	100.00%	Sluice in operation.
42	FS	41/1	FS-7	Dropped	Y	Possession Received					0.00%	Dropped
43	FS	41/1	FS-8	Completed			100%	100%	100%	100%	100.00%	Sluice in operation.
44	FS	41/1	FS-9	Completed			100%	100%	100%	100%	100.00%	Sluice in operation.
45	FS	41/1	FS-12	Dropped							0.00%	DS-8 is to be construction instead of FS-12.
46	FS	41/1	FS-15	Completed			100%	100%	100%	100%	100.00%	Sluice in operation.
47	FS	41/1	FS-16	Dropped							0.00%	Recommended for repair instead of replacement.
48	FS	41/1	FS-21	Dropped	Y						0%	Shifting to repair of Flushing Sluice
49	FS	41/1	FS-22	Dropped	Y						0%	Shifting to repair of Flushing Sluice
50	FS	41/1	FS-23	Dropped	Y						0%	Shifting to repair of Flushing Sluice
51	FS	41/1	FS-24	Completed	Y		100%	100%	100%	100%	100.00%	Sluice in operation.
52	FS	41/1	FS-25	Completed	N	NA	100%	100%	100%	100%	100.00%	Sluice in operation.
53	FS	41/1	FS-28	Completed	Y		100%	100%	100%	100%	100.00%	Sluice in operation.
54	FS	43/2C	FS-1	Completed			100%	100%	100%	100%	100.00%	Work is Completed
55	FS	43/2C	FS-1A	Completed	Y		100%	100%	100%	100%	100.00%	Sluice in operation.
56	FS	43/2C	FS-2	Dropped							0.00%	Recommended for repair instead of replacement.
57	FS	43/2C	FS-3	Dropped							0.00%	Recommended for demolish instead of replacement as per local resident.
58	FS	43/2C	FS-7	Dropped							0.00%	Recommended for repair instead of replacement.
59	FS	43/2C	FS-8	Completed	Y	NA	100%	100%	100%	100%	100.00%	Sluice in operation.
60	FS	43/2C	FS-9	Dropped							0.00%	Recommended for repair instead of replacement.
61	FS	43/2C	FS-10	Completed	Y	N/A	100%	100%	100%	100%	100.00%	Sluice in operation.
62	FS	43/2C	FS-12	Completed	Y	N/A	100%	100%	100%	100%	100.00%	Sluice in operation.
63	FS	43/2C	FS-13	Completed	N	NA	100%	100%	100%	100%	100.00%	Sluice in operation.
64	FS	43/2C	FS-14	Dropped							0.00%	Recommended for repair instead of replacement.
65	FS	43/2C	FS-15	Dropped							0.00%	Recommended for repair instead of replacement.
66	FS	43/2C	FS-16	Dropped							0.00%	Recommended for repair instead of replacement.
67	FS	43/2C	FS-17	Dropped							0.00%	Recommended for repair instead of replacement.
68	FS	43/2C	FS-18	Completed	N	NA	100%	100%	100%	100%	100.00%	Sluice in operation.
69	FS	47/2	FS-1	Completed	N	NA	100%	100%	100%	100%	100.00%	Work is completed
70	FS	47/2	FS-2	Dropped							0.00%	Recommended for repair instead of replacement.
71	FS	47/2	FS-3	Dropped							0.00%	Recommended for demolish.
72	FS	47/2	FS-6	Completed	N	NA	100%	100%	100%	100%	100.00%	Sluice in operation.
73	FS	47/2	FS-7	Completed	N	NA	100%	100%	100%	100%	100.00%	Sluice in operation.
74	FS	48	FS-1	Completed	N	NA	100%	100%	100%	100%	100.00%	Work is completed
75	FS	48	FS-3	Completed	N	NA	100%	100%	100%	100%	100.00%	Sluice in operation.
76	FS	48	FS-4	Completed	N	NA	100%	100%	100%	100%	100.00%	Sluice in operation.

Table 3-46: Detailed Information of Repair of Drainage & Flushing Sluice for Package-2

#	Type of HS	Package	Polder	Sluice Name	Status (Dropped/Not Dropped)	LA Problem	LA - Current Status	Preparation cofferdam-excavation-	Foundation sand piling - Sheet Piles	Structure - Concreting Work	Installation CC block placing -	Status as of June 2023	Remarks
Drainage Sluice													
3	DS	2	40/2	DS-1	Yet to Start	N	NA					0.00%	Dropped -DS-1
4	DS	2	40/2	DS-4	Yet to Start	N	NA					0.00%	Dropped -DS-4
5	DS	2	40/2	DS-6	Ongoing	N	NA	100%	100%	95%	50%	89.75%	Work in progress
6	DS	2	48	DS-3/1	Ongoing	N	NA	50%	100%	100%	25%	83.75%	Work in progress
7	DS	2	48	DS-4	Yet to Start	Y						0.00%	Resettlement issue has not yet been resolved
8	DS	2	48	DS-5	Ongoing	N	NA	100%	100%	100%	25%	88.75%	Work in progress
Flushing Sluice													
1	FS	2	40/2	FS-1	Ongoing			100%	100%	100%	50%	92.50%	Work in Progress
2	FS	2	40/2	FS-2	Ongoing	N	NA	100%	100%	100%	50%	92.50%	Work in Progress
3	FS	2	40/2	FS-4	Ongoing	N	NA	100%	100%	100%	50%	92.50%	Work in Progress
4	FS	2	40/2	FS-6	Ongoing	N	NA	100%	100%	100%	50%	92.50%	Work in Progress
5	FS	2	40/2	FS-6/1	Ongoing			100%	100%	100%	50%	92.50%	Work in Progress
6	FS	2	40/2	FS-12	Ongoing			100%	100%	100%	50%	92.50%	Work in Progress
7	FS	2	40/2	FS-14	Ongoing	N	NA	100%	100%	100%	50%	92.50%	Work in Progress
8	FS	2	40/2	FS-16	Dropped							0.00%	Dropped FS-16
9	FS	2	40/2	FS-18	Ongoing	N	NA	100%	100%	100%	50%	92.50%	Work in Progress
10	FS	2	40/2	FS-19	Ongoing	N	NA	100%	100%	100%	50%	92.50%	Work in Progress
11	FS	2	40/2	FS-20	Ongoing			100%	100%	100%	50%	92.50%	Work in Progress
12	FS	2	40/2	FS-22	Ongoing			100%	100%	100%	50%	92.50%	Work in Progress
13	FS	2	41/1	FS-2	Completed	N	NA	100%	100%	100%	100%	100.00%	Sluice in operation.
14	FS	2	41/1	FS-4	Ongoing			100%	100%	100%	50%	92.50%	Work in Progress
15	FS	2	41/1	FS-5	Dropped							0.00%	Dropped FS-5
16	FS	2	41/1	FS-11	Ongoing			100%	100%	100%	50%	92.50%	Work in Progress
17	FS	2	41/1	FS-13	Ongoing			100%	100%	100%	50%	92.50%	Work in Progress
18	FS	2	41/1	FS-16	Ongoing			100%	100%	100%	50%	92.50%	Work in Progress
19	FS	2	41/1	FS-18	Ongoing	N	NA	100%	100%	100%	50%	92.50%	Work in Progress
20	FS	2	41/1	FS-19	Ongoing	N	NA	100%	100%	100%	50%	92.50%	Work in Progress
21	FS	2	41/1	FS-21	Ongoing			100%	100%	100%	50%	92.50%	Work in Progress
22	FS	2	41/1	FS-22	Ongoing			100%	100%	100%	50%	92.50%	Work in Progress
23	FS	2	41/1	FS-23	Ongoing	N	NA	100%	100%	100%	50%	92.50%	Work in Progress
24	FS	2	41/1	FS-30	Ongoing	N	NA	100%	100%	100%	50%	92.50%	Work in Progress
25	FS	2	41/1	FS-29	Ongoing			100%	100%	100%	50%	92.50%	Work in Progress
26	FS	2	43/2C	FS-2	Ongoing			100%	100%	100%	50%	92.50%	Work in Progress
27	FS	2	43/2C	FS-6	Ongoing			100%	100%	100%		85.00%	Work in Progress
28	FS	2	43/2C	FS-7	Ongoing			100%	100%	100%	50%	92.50%	Work in Progress
29	FS	2	43/2C	FS-9	Ongoing			100%	100%	100%	50%	92.50%	Work in Progress
30	FS	2	43/2C	FS-14	Ongoing			100%	100%	100%	50%	92.50%	Work in Progress
31	FS	2	43/2C	FS-15	Ongoing			100%	100%	100%	50%	92.50%	Work in Progress
32	FS	2	43/2C	FS-16	Yet to Start							0.00%	Due to LA Problem
33	FS	2	47/2	FS-2	Ongoing			100%	100%	100%	50%	92.50%	Work in Progress
34	FS	2	47/2	FS-4	Ongoing			100%	100%	100%	50%	92.50%	Work in Progress

Table 3-47: Detailed Information for Slope Protection Work for Package-2

Bangladesh Water Development Board (BWDB)
Coastal Embankment Improvement Project, Phase-1 (CEIP-1)

#	Polder #	Length (Km)	LA Problem	LA - Current Status	Status of Work	Starting Chainage (Km)	End Chainage (Km)	Mobilization	Production of CC Blocks	Placing of CC block	Other related work	Completed Length (km)	Ongoing Length (km)	Status as of June 2023	Remarks
Package 2								3%	77%	9%	11%				
1	39/2C	0.521	N	Possession received	Completed	39.170	39.691	100%	100%	100%	100%	0.521	0.000	100.00%	Work is Completed
2	39/2C	0.282	N	Possession received	Completed	43.800	44.082	100%	100%	100%	100%	0.282	0.000	100.00%	Work is Completed
3	39/2C	0.100	N	Possession received	Completed	44.115	44.215	100%	100%	100%	100%	0.100	0.000	100.00%	Work is Completed
4	39/2C	0.739	N	Possession received	Ongoing	44.580	45.319	70%	65%	65%	50%	0.500	0.000	63.50%	Work in Progress
5	39/2C	0.021	N	Possession received	Yet to Started	45.389	45.410	0%	0%	0%	0%	0.000	0.000	0.00%	Yet to be started
6	39/2C	0.135	N	Possession received	Completed	45.650	45.785	100%	100%	100%	100%	0.135	0.000	100.00%	Work is Completed
7	39/2C	0.460	N	Possession received	Completed	46.240	46.700	100%	100%	100%	100%	0.460	0.000	100.00%	Work is Completed
8	39/2C	0.485	N	Possession received	Completed	46.757	47.242	100%	100%	100%	100%	0.485	0.000	100.00%	Work is Completed
9	39/2C	0.848	N	Possession received	Completed	48.242	49.090	100%	100%	100%	100%	0.848	0.000	100.00%	Work is Completed
10	39/2C	0.171	N	Possession received	Ongoing	50.552	50.723	30%	90%	70%	35%	0.078	0.093	80.35%	Work in Progress
11	39/2C	0.238	N	Possession received	Ongoing	53.600	53.838	75%	90%	70%	35%	0.000	0.200	81.70%	Work in Progress
12	40/2	0.400	N	Possession received	Completed	1.240	1.640	100%	100%	100%	100%	0.400		100.00%	Work is Completed
13	40/2	0.129	N	Possession received	Completed	12.871	13.000	100%	100%	100%	100%	0.129		100.00%	Work is Completed
14	40/2	0.393	N	Possession received	Completed	13.184	13.577	100%	100%	100%	100%	0.393		100.00%	Work is Completed
15	40/2	0.215	N	Possession received	Completed	13.745	13.960	100%	100%	100%	100%	0.215		100.00%	Work is Completed
16	43/2C	0.078	Y	Proposal under Preparation	Yet to Started	19.885	19.963					0.000		0.00%	Yet to be started
17	43/2C	0.090	Y	Proposal under Preparation	Yet to Started	19.680	19.770					0.000		0.00%	Yet to be started
18	43/2C	0.093	Y	Proposal under Preparation	Yet to Started	19.460	19.553					0.000		0.00%	Yet to be started
19	48	0.150	Y	NS	Completed	30.650	30.800	100%	100%	100%	100%	0.150	0.000	100.00%	Work is Completed
20	48	1.215	N	NA	Ongoing	30.800	32.015	100%	95%	91%	90%	1.115		94.24%	Work in Progress
21	48	2.285	N	NA	Completed	32.015	34.300	100%	100%	100%	100%	2.285		100.00%	Work is Completed
22	48	0.578	N	NA	Completed	34.300	34.878	100%	100%	100%	100%	0.578		100.00%	Work is Completed
Total		9.626										8.674	0.293		

Table 3-48: Detailed Information Bank Protection Work for Package-2

#	Polder	Length (Km)	Status of Work	Starting Chainage (Km)	End Chainage (Km)	Mobilization	Production of CC Blocks	Placing of CC block	Other related work	Completed Length (km)	Status as of June 2023	Remarks
Package 2						3.00%	85.00%	9.00%	3.00%			
1	39/2C	1.000	Ongoing	42.600	43.600	100%	100%	100%	50%	1.000	98.50%	End Termination work is ongoing
2	39/2C	2.500	Ongoing	51.500	54.000	100%	95%	75%	50%	2.500	92.00%	Work in progress.
3	39/2C	0.287	Yet to Start	54.000	54.287						0.00%	
4	41/1	0.215	Completed	5.030	5.245	100%	100%	100%	100%	0.215	100.00%	Work Completed
5	41/1	0.459	Completed	13.230	13.689	100%	100%	100%	100%	0.459	100.00%	Work Completed
6	43/2C	0.540	Completed	13.400	13.940	100%	100%	100%	100%	0.540	100.00%	Work Completed
7	47/2	0.045	Yet to Start	6.105	6.150					0.000	0.00%	Not yet started
8	47/2	0.560	Completed	6.150	6.710	100%	100%	100%	100%	0.560	100.00%	Work Completed
9	47/2	0.085	Yet to Start	6.710	6.795					0.000	0.00%	Not yet started
Total		5.691								5.274		

Table 3-49: Detailed Information Construction of Closure Dam for Package-2

#	Polder	Sluice Closure	Status of Work	Foundation Construction of the Closure	Closing of the Closure	Final Protection of the closure	Status as of June 2023	Remarks
Package 2				25%	20%	55%		
1	39/2C	Pona upper Khal (DS-2)	Completed	100%	100%	100%	100.00%	Completed
2	39/2C	Pona Lower Khal (DS-6)	Completed	100%	100%	100%	100.00%	Completed
3	39/2C	Junia Khal (DS-7)	Completed	100%	100%	100%	100.00%	Completed
4	39/2C	Telikhali Khal (DS-8)	Completed	100%	100%	100%	100.00%	Completed
5	39/2C	Bamuner Khal (DS-9)	Ongoing	100%	100%		45.00%	Work in Progress
6	39/2C	Darulhuda Khal (DS-10)	Completed	100%	100%	100%	100.00%	Completed
7	39/2C	Hetalia Khal (DS-11)	Completed	100%	100%	100%	100.00%	Completed
8	39/2C	Nadmula Khal (DS-12)	Completed	100%	100%	100%	100.00%	Completed
Total							93.73%	

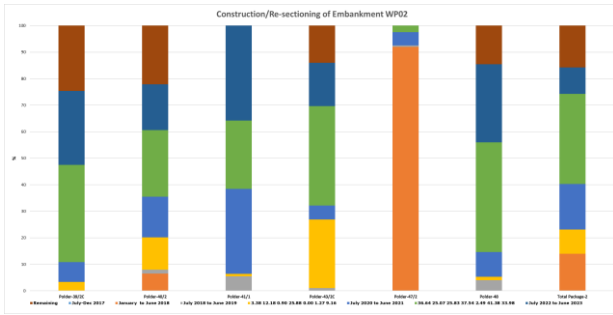


Figure 3-17: Construction/Re-sectioning of Embankment of Package-2

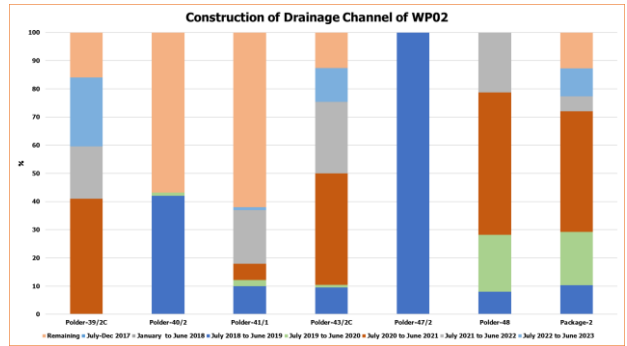


Figure 3-18: Construction of Drainage Channel of Package-2

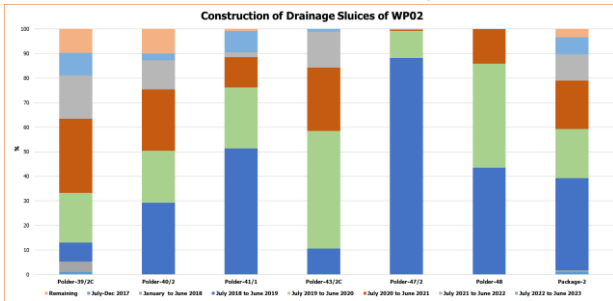


Figure 3-19: Construction of Drainage Sluice of Package-2

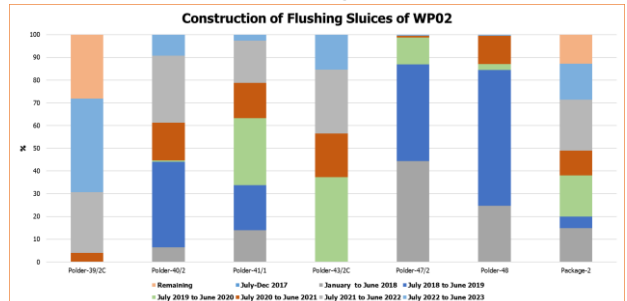


Figure 3-20: Construction of Flushing Sluice of Package-2

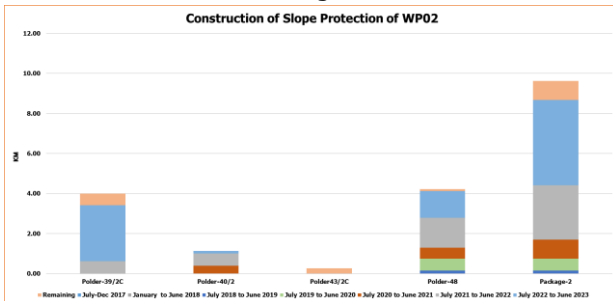


Figure 3-21: Construction of Slope Protection of Package-2

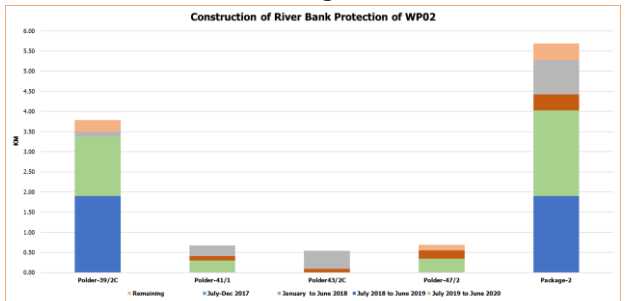


Figure 3-22: Construction of River Bank Protection of Package-2

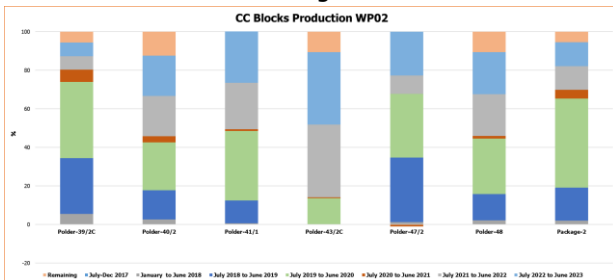


Figure 3-23: CC Blocks Production of Package-2

Table 3-50: CC Blocks Production as of June 2023

S.N.	Polder Number	Quantity as per Zero Cost Variation (Upto VO No. 02)	Cumulative Total as of 31 May 2023	Production during June 2023						Cumulative Total as of 30 June 2023	
				40x40x40 (No)	40x40x20 (No)	30x30x30 (No)	40x40x30 (No)	60x60x40 (No)	60x60x60 (No)		Total (No)
1	39/2C	5,324,023	5,142,053	83,000	0	0	0	0	0	83,000	5,225,053
2	40/2	437,858	407,151	0	0	0	0	0	0	0	407,151
3	41/1	592,665	572,306	0	0	0	0	0	0	0	572,306
4	43/2C	432,997	428,189	0	0	0	0	0	0	0	428,189
5	47/2	487,243	436,327	0	0	0	0	0	0	0	436,327
6	48	595,414	595,180	0	0	0	0	2,102	964	3,066	598,246
Total =		7,870,200	7,581,206	83,000	0	0	0	2,102	964	86,066	7,667,272

3.5.1 Line Diagram reflecting the status of critical works

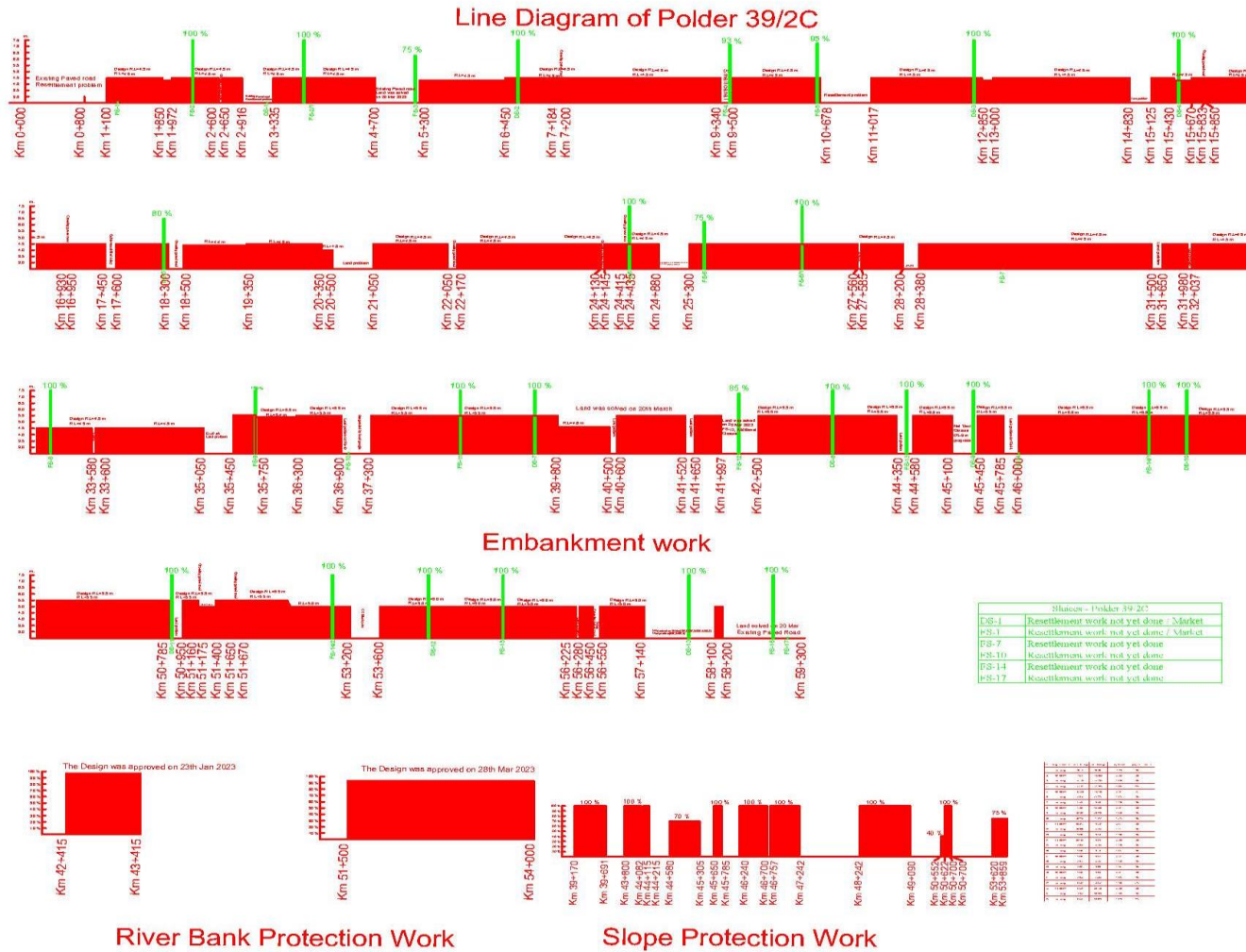
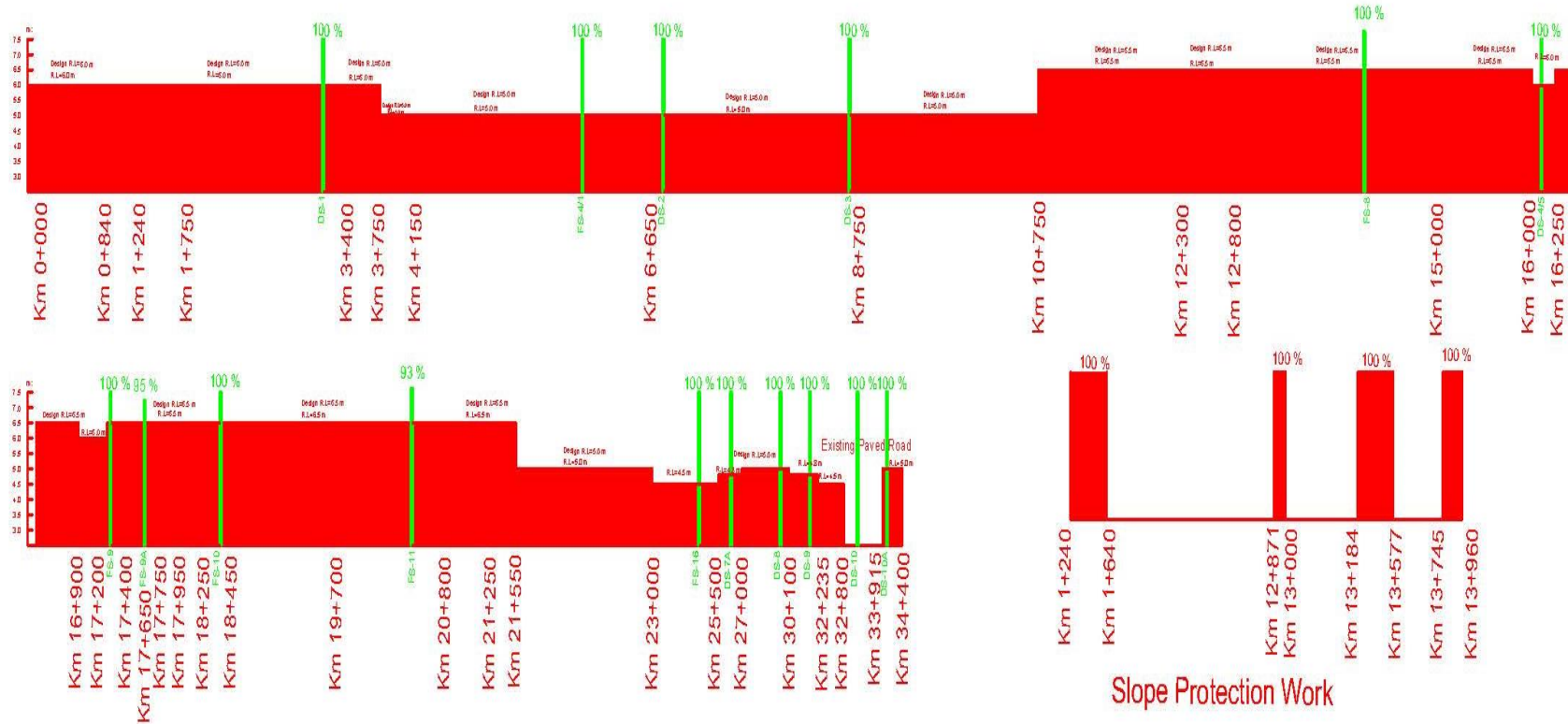


Figure 3-24: Line Diagram of Polder-39/2C

Line Diagram of Polder 40/2



Sluices - Polder 40/2	
DS-7	Land not acquired

Figure 3-25: Line Diagram of Polder-40/2

Line Diagram of Polder 41/1

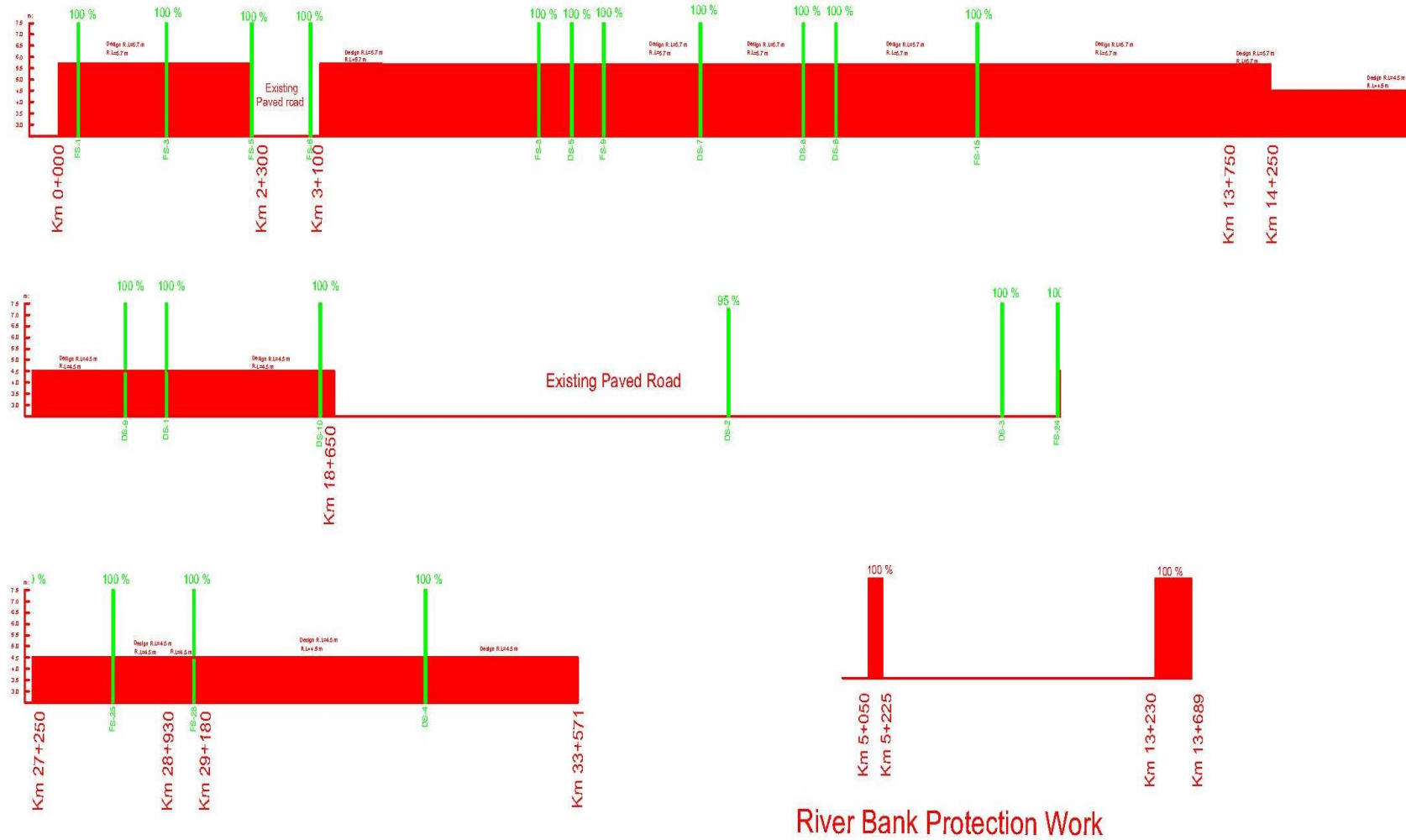


Figure 3-26: Line Diagram of Polder-41/1

Line Diagram of Polder 43/2C

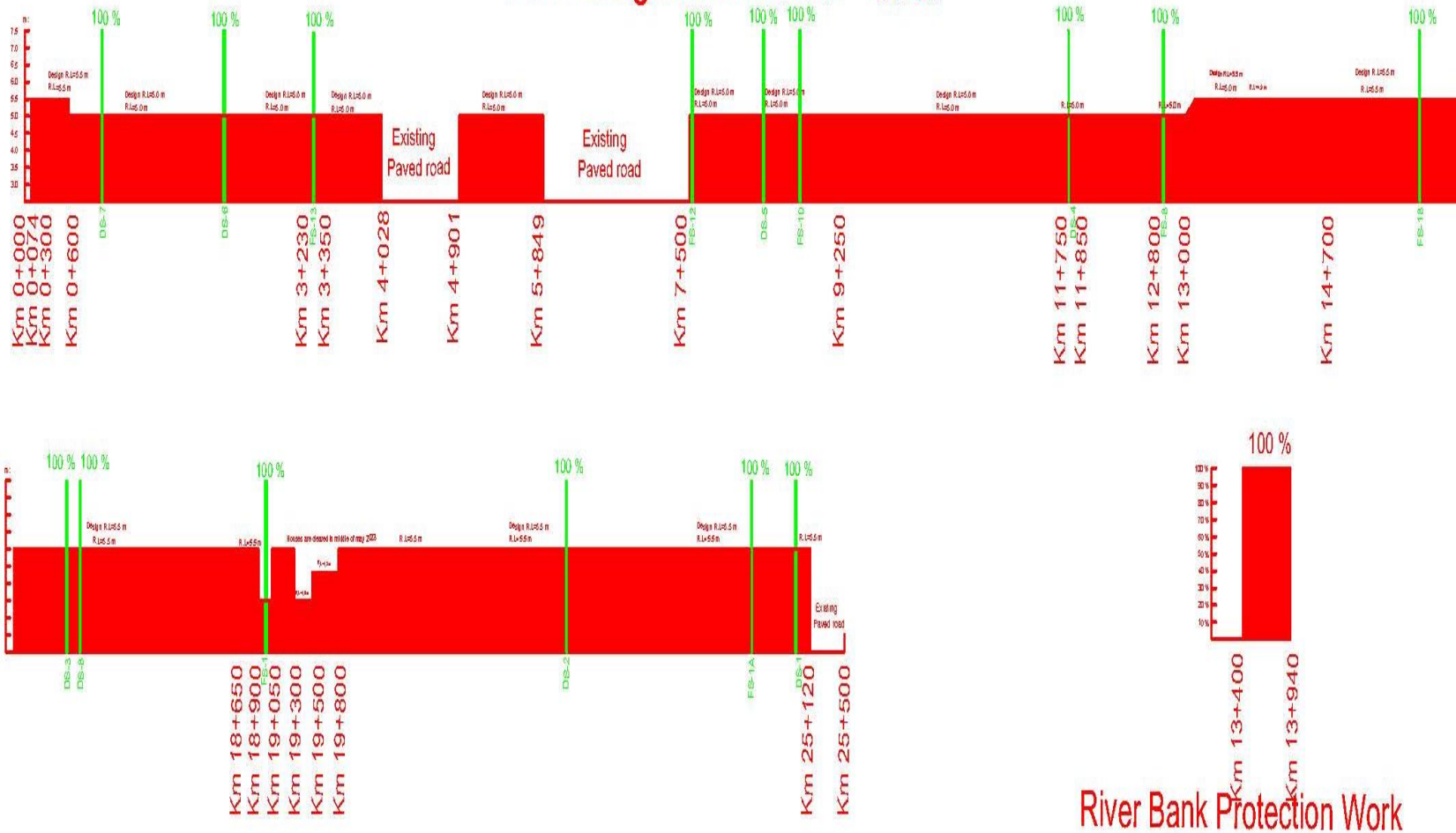



Figure 3-27: Line Diagram of Polder-43/2C


Line Diagram of Polder 47/2



Embankment Work



Embankment Work



River Bank Protection Work

Figure 3-28: Line Diagram of Polder-47/2

Line Diagram of Polder 48

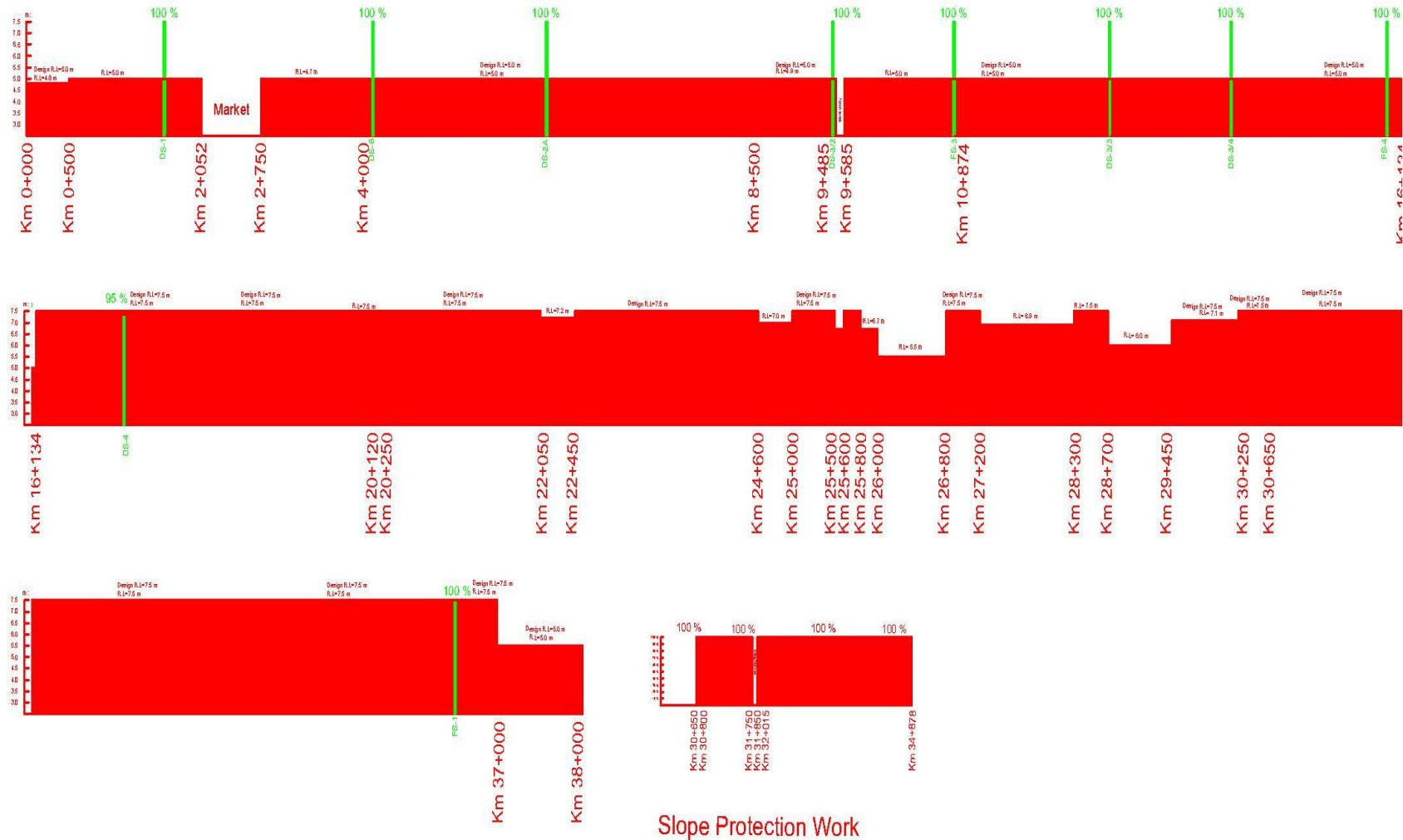


Figure 3-29: Line Diagram of Polder-48

3.5.2 Deployment List of Contractor Personnel

The Contractor has established their site offices at Bhandaria, Kalapara, Barguna, Patharghata and their field head quarter at Patuakhali. The deployment list of Contractor staff is appended below in Table 3-51.

Table 3-51: Contractor Staffs available in Package-2

Sl. No.	Description	Total Nos.		Dhaka		Patuakhali		39/2C		40/2		41/1		43/2C		47/2		48	
		Ex.	Lo.	Ex.	Lo.	Ex.	Lo.	Ex.	Lo.	Ex.	Lo.	Ex.	Lo.	Ex.	Lo.	Ex.	Lo.	Ex.	Lo.
1	Management	46	10	8	1	5	0	16	5	3	1	2	1	4	1	0	0	8	1
2	Technical Staff	0	7	0	0	0	0	0	1	0	2	0	1	0	2	0	0	0	1
3	Operator/Driver	0	108	0	2	0	1	0	40	0	15	0	7	0	13	0	0	0	30
4	Skilled Labor	0	170	0	1	0	2	0	98	0	25	0	7	0	12	0	0	0	25
5	Unskilled Labor	0	321	0	2	0	1	0	140	0	65	0	10	0	43	0	0	0	60
6	Logistic	0	17	0	0	0	0	0	3	0	5	0	2	0	2	0	0	0	5
Total=		46	633	8	6	5	4	16	287	3	113	2	28	4	73	0	0	8	122

3.5.3 Equipment mobilization

The site works of Package-2 are going on with sufficient machineries and equipment. Mobilisation List of Equipment for Package-2 are reflected in Table 3-52 below:

Table 3-52: Mobilisation List of Equipment for Package-2

Sl No.	Equipment Name	Polder Wise Maximum Required							Deployed Status as on June 2023						Total Deployed
		Total Required	39/2C	40/2	41/1	43/2C	47/2	48	39/2C	40/2	41/1	43/2C	47/2	48	
1	B.dozer/ Vibrator Roller	32	10	6	2	3	0	11	3	2	2	2	0	3	12
2	Dum Truck / Tractor	94	30	17	6	8	0	33	10	16	13	17	0	40	96
3	Excavator	112	43	18	12	14	0	25	37	8	2	16	0	24	87
4	Sand Pile driving equipment Vibratory hammer for sheet pile	15	8	5	1	1	0	0	2	0	4	4	0	0	10
5	CC Block manufacturing machine/Brick Maker	5	5	0	0	0	0	0	5	1	1	0	0	1	8
6	Concrete Mixer Machine	78	42	16	7	8	1	4	5	12	12	14	0	16	59
7	Positioning Barge	4	1	0	1	1	1	0	3	0	3	0	0	0	6
8	Survey Vessel	3	1	0	1	1	0	0	0	0	0	0	0	0	0
9	Wheel Loader	4	1	0	1	1	1	0	6	3	3	4	0	5	21
10	Transportation barge	4	1	0	1	1	1	0	2	0	1	0	0	1	4
11	Tugboat	4	1	0	1	1	1	0	3	0	1	0	0	1	5
12	Generator	44							8	5	7	8	0	10	38
Total=		399	143	62	33	39	5	73	84	47	49	65	0	101	346



Figure 3-30: Turfing work for k13+100-k15+000 in Polder-40/2



Figure 3-31: Embankment turfing and afforestation work at km 1+170 in Polder-39/2C



Figure 3-32: Complete Drainage Sluice DS-1 in Polder-40/2



Figure 3-33: Slope & Bank Protection work in Polder-39/2C




Figure 3-34: Slope Protection work from KM 30+800 to Km 31+450 in Polder-48



Figure 3-35: Closure across the Hetalia Khal (DS-11) of Polder-48



Figure 3-36: Completed DS-4 of Polder-41/1



Figure 3-37: Completed Embankment of Polder-40/2

3.5.4 Plans for execution of works

Early in the work season of the current year 2022-2023, the contractor was advised to proceed with the top priority works of the embankment slope Protection at the important tourist hot spot location of Kuakata sea beach in Polder 48. Around 1.284 kilometres of slope protection works was targeted for completion in the on-going dry season in this Polder. The other priority works were the additional bank protection works in the four Polders (39/2C, 41/1, 43/2C & 47/2) during this dry session.

Embankment earth works and re-excavation of drainage channels included in the current year program for the Six Polders were also planned for execution in this dry season. All drainage channels included for re-excavation in the current year program were planned for completion. Although land acquisition was an issue impeding embankment earthworks construction in Polder 39/2C, 43/2C.

Program for Month of July 2023

Polder39/2C:

CC Block Manufacturing Yard1: (A) Nadmulla

- To manufacture 50,000 nos. of 40cmx40cmx30cm CC blocks.

CC Block Manufacturing Yard2: (A2) Charkhali

- No Program

CC block manufacturing yard 3: (B) Telikhali

- No Program

Other Construction Activities

- To start DS-1, FS- 1, 7, 10, 14 & 17 urgently;
- To complete the remaining works of FS-3, 4, 5, 6, 12, 13, & 16, (07 nos.) urgently;
- To complete the remaining work of DS-4, 5, 9;
- To complete the end termination work at Telekhali;
- To start the work of end termination at Nadmulla;
- To Progress the construction of embankment work;
- To complete the Slope protection work.

Polder40/2

- To complete the remaining re-sectioning work of embankmet (Around 7.00 km);

Polder-41/1

- To complete the construction work of DS-2:

Polder43/2C

- To complete the earth work of embankment.
- To complete the remaining work of FS-1.

Polder-48:

- To complete the manufacturing of CC Blocks for ESPW:
- To complete the slope protection work of sea dyke at Kuakata Beach;
- To complete the remaining earth work of embankment:

3.5.5 Pre-Construction Survey of all the Six Polder

Status of pre-construction survey progress is shown in below:

Table 3-53:Pre-construction Survey of all the Six Polders (Up to 30th June 2023)

SI No	Polder	Item	Total Quantity	Unit	Achievement	Progress of the field Survey
1	2	3	4	5	6	7
1	P-39/2C	BM/TBM verification	59.25	Km	59.25	100%
		Centreline Survey	59.25	Km	59.25	100%
		Pre-work Survey (EMB)	59.25	Km	59.250	100%
2	P-40/2	BM/TBM verification	34.200	Km	34.20	100%
		Centreline Survey	34.200	Km	34.20	100%
		Pre-work Survey (EMB)	34.200	Km	34.20	100%
3	P-41/1	BM/TBM verification	33.571	Km	33.571	100%
		Centreline Survey	33.571	Km	33.571	100%
		Pre-work Survey (EMB)	33.571	Km	33.571	100%
4	P-43/2C	BM/TBM verification	25.7	Km	25.700	100%
		Centreline Survey	25.7	Km	25.700	100%
		Pre-work Survey (EMB)	25.7	Km	25.700	100%
5	P-47/2	BM/TBM verification	17.567	Km	17.567	100%
		Centreline Survey	17.67	Km	17.567	100%
		Pre-work Survey (EMB)	17.567	Km	17.567	100%
6	P-48	BM/TBM verification	38.000	Km	38.000	100%
		Centreline Survey	38.000	Km	38.000	100%
		Pre-work Survey (EMB)	38.000	Km	38.000	100%

3.5.6 Construction of Regional Office Building at Patuakhali, Kalapara and Pathorghata.

Regional Office Building at Patuakhali: Contractor prepared a detailed design of the Regional Office Building at Patuakhali which was submitted to Project Director, CEIP-1, PMU, and was approved. Approved detailed design was sent to the contractor to start the building at Patuakhali. The contractor started the work on 17 April 2019 and building work is in progress. The overall progress is about 95%.

Vertical Extension of BWDB's Existing Office Building at Kalapara, Patuakhali: The Building has been completed and handed over to the competent authority.

Rest house Re-construction at Pathorghata, Barguna: Re-construction work of Rest House at Pathorghata has been dropped as per decision of the employer and the saving amount will be used to construct the Office Building cum Rest House at Bhandaria, Pirojpur District. Construction of the Office cum Rest House at Bhandaria is included in variation order no.02 and the work is in progress.

Boundary Wall at Pathorghata BWDB Colony: The boundary wall has been 100% completed.

Laboratory Building at Patuakhali: The building has been completed and handed over.

3.5.7 Emergency works in different Polders

The Summary as well as the details of the emergency works in different Polders are reflected in the following tables here below.

Table 3-54: Summary of Emergency works under the head of "Environmental Mitigation Works"

Sl. No.	Name of Polder	Total Length	Total Cost Estimate (BDT)
01	Polder-39/2C	0.177	1,666,992.00
02	Polder-40/2	0.35	2,795,174.46
03	Polder-41/1	0.0509	560,125.89
04	Polder-43/2C	0	0.00
05	Polder-47/2	0.848	6,872,990.26
06	Polder-48	0	0.00
Total =		1.426	11,895,283

Total available budget as per Contract is BDT: 12,000,000.00

Table 3-55: Summary of Emergency works under the head of "Physical Contingency (Emergency Works)" as per Work Order issued.

Sl. No.	Name of Polder	Total Length	Total Cost Estimate (BDT)
01	Polder-39/2C	0.379	3,580,818
02	Polder-40/2	0	0
03	Polder-41/1	0.100	1,633,155
04	Polder-43/2C	0.435	7,030,653
05	Polder-47/2	1.219	3,814,254
06	Polder-48	0.508	12,359,617
Total =		2.641	28,418,496.20

Total budget available for Physical and Price Contingency (Emergency Works) as per V.O. No.02 is BDT 50,000,000.00.

Table 3-56: Detailed of Emergency Works under the head of "Provisional Sum"

Sl. No.	Polder No.	Chainage From	Chainage To	Length (Km)	Name of location	Engineer Approved Date	Estimated Cost in BDT	Remarks	Year
1.	Polder-41/1	5.139	5.190	0.051	Burir Char Barguna	22-Aug-17	560,125.89	Environmental Mitigation Work (Specified Provisional Sum)	FY 2017-18
2.	Polder-47/2	6.168	6.618	0.450	Kalapara	2-Oct-17	1,454,046.70	Environmental Mitigation Work (Specified Provisional Sum)	FY 2017-18
3.	Polder-47/2	6.635	6.660	0.025	Kalapara	2-Oct-17	154,515.16	Environmental Mitigation Work (Specified Provisional Sum)	FY 2017-18
4.	Polder-40/2	12.920	12.989	0.069	Tafalbaria Pathorghata	14-Nov-17	2,795,174.46	Environmental Mitigation Work (Specified Provisional Sum)	FY 2017-18
5.	Polder-40/2	13.215	13.411	0.196	Amount 27,95,174.46	14-Nov-17		Environmental Mitigation Work (Specified Provisional Sum)	FY 2017-18
6.	Polder-40/2	13.992	14.077	0.085	Amount 27,95,174.46	14-Nov-17		Environmental Mitigation Work (Specified Provisional Sum)	FY 2017-18
7.	Polder-39/2C	54.195	54.372	0.177	Nadmulla	16-May-18	1,666,992.00	Environmental Mitigation Work (Specified Provisional Sum)	FY 2017-18
8.	Polder-47/2	6.453	6.478	0.025	Kalapara	15-Jul-18	168,575.92	Environmental Mitigation Work (Specified Provisional Sum)	FY 2017-18
9.	Polder-47/2	31.28	31.408	0.128	Kalapara	15-Jul-18	1,418,282.41	Environmental Mitigation Work (Specified Provisional Sum)	FY 2017-18
10.	Polder-47/2	34.305	34.525	0.220	Kalapara	15-Jul-18	3,677,570.07	Environmental Mitigation Work (Specified Provisional Sum)	FY 2017-18
Total				1.426			11,895,282.61		

Table 3-57: Detailed of Emergency Works under the head of "Physical & Price Contingency"

Sl. No.	Polder No.	Chainage From	Chainage To	Length (Km)	Name of location	Engineer Approved Date	Estimated Cost in BDT	Remarks	Year
1.	Polder-39/2C	0.275	0.440	0.165	Bhandaria, Bamuner Khal	24-Mar-18	1,677,973.00	Physical and Price Contingency	FY 2017-18
2.	Polder-39/2C	54.512	54.600	0.088	Nadmulla	9-Sep-19	775,917.00	Physical and Price Contingency	FY 2019-20
3.	Polder-39/2C	54.608	54.678	0.070	Nadmulla	9-Sep-19	616,858.00	Physical and Price Contingency	FY 2019-20
4.	Polder-39/2C	54.010	54.066	0.056	Nadmulla	6/21/2021	510,069.82	Physical and Price Contingency	FY 2020-21
5.	Polder-41/1	4.820	4.920	0.100	Near Payra River	6/8/2021	1,633,154.64	Physical and Price Contingency	FY 2020-21
6.	Polder-43/2C	19.483	19.523	0.040	Lohalia River	01-Dec-22	2,423,204.92	Physical and Price Contingency	FY 2022-23
7.	Polder-43/2C	19.449	19.509	0.060	Kalapara	09-May-20	2,190,291.84	Physical and Price Contingency	FY 2019-20
8.	Polder-43/2C	19.646	19.771	0.125	Kalapara	10-May-20		Physical and Price Contingency	FY 2019-20
9.	Polder-43/2C	14.300	14.480	0.180	Lohalia River	6/8/2021	1,581,936.74	Physical and Price Contingency	FY 2020-21
10.	Polder-43/2C	19.875	19.905	0.030	Lohalia River	16 Aug, 2021	835,219.70	Physical and Price Contingency	FY 2021-22
11.	Polder-47/2	6.200	6.711	0.511	Kalapara	04-Dec-22	1,223,082.16	Physical and Price Contingency	FY 2022-23
12.	Polder-47/2	6.300	6.375	0.075	Kalapara	01-Aug-18	555,379.53	Physical and Price Contingency	FY 2017-18
13.	Polder-47/2	6.550	6.592	0.042	Kalapara	01-Aug-18	290,209.45	Physical and Price Contingency	FY 2017-18
14.	Polder-47/2	6.670	6.692	0.022	Kalapara	01-Aug-18	109,704.67	Physical and Price Contingency	FY 2017-18
15.	Polder-47/2	6.710	6.727	0.017	Kalapara	01-Aug-18	103,196.95	Physical and Price Contingency	FY 2017-18
16.	Polder-47/2	6.265	6.745	0.480	Kalapara	21-Jun-21	1,233,423.35	Physical and Price Contingency	FY 2020-21
17.	Polder-47/2	2.545	2.617	0.072	Pairpur	10-May-20	299,257.47	Physical and Price Contingency	FY 2020-21
18.	Polder-48	31.060	31.220	0.160	Kuakata	08-Apr-19	2,414,561.67	Physical and Price Contingency	FY 2017-18
19.	Polder-48	31.280	31.408	0.128	Kuakata	29-Jul-18	1,840,849.69	Physical and Price Contingency	FY 2018-19
20.	Polder-48	34.305	34.525	0.220	Kuakata	08-Jun-18	8,104,205.60	Physical and Price Contingency	FY 2018-19
Total=				2.641			28,418,496.20		

Figure 3-38: S Curve for Package-2

Bill No.	Description	Value (Taka)	Weight	Year			2022												2023											
				Scheduled			7	12	12	12	12	12	1	2	3	4	5	6	7	8	9	10	11	12	1	2	3	4	5	6
				Previous	This Month	To Date																								
1	General	145,960,100.00	1.35%	1.09%	0.00%	1.09%				0.16	-	-	-	-	-	-	-	-	-	12.32	12.32	12.32	12.32	12.32	12.32	12.32	12.32	12.32	12.32	
2	Construction/Re-sectioning of Embankment	1,863,329,772.52	17.28%	16.57%	0.65%	17.22%			11.88	80.14	15.58	191.45	239.91	33.60	130.14	87.42	44.76	41.77	-	-	35.62	124.41	156.42	117.75	95.60	60.80	51.12	47.85	-	
3	Excavation/Re-excavation of Drainage Channel	137,912,591.84	1.28%	1.28%	0.00%	1.28%			-	-	2.64	-	-	0.80	6.91	-	-	-	-	-	-	-	1.28	1.25	-	-	-	-	-	
4	Construction of Drainage Sluice	1,330,886,684.66	12.34%	13.59%	0.08%	13.67%			40.88	124.45	5.99	27.62	31.53	22.57	25.65	24.90	0.84	0.84	0.34	-	-	5.10	12.19	92.38.03	94.28%	11.67	11.99	8.63	5.41	-
5	Repairing of Drainage Sluice	6,975,867.34	0.06%	0.06%	0.00%	0.06%			0.01	3.07	0.95	0.03	0.07	0.02	0.16	0.10	-	-	-	-	-	-	-	-	-	-	-	-	-	
6	Construction of Flashing Inlets	570,727,191.23	5.29%	5.16%	0.14%	5.30%			4.30	47.61	11.44	34.69	28.27	26.54	80.971185	82.18%	2.10	0.60	-	-	-	4.90	10.04	14.38	11.33	14.88	14.13	9.43	84.58%	87.60%
7	Repairing of Flashing Inlets	32,999,741.98	0.31%	0.29%	0.00%	0.30%			0.02	1.81	0.56	73.33%	1.25	0.85	2.74	0.97	1.83	0.73	-	-	-	-	1.83	3.66	3.29	-	-	9.88	-	-
8	Embankment Slope Protection Work	1,356,619,930.53	12.58%	13.95%	0.24%	14.20%			19.26	-160.38	22.46	55.26	61.92	13.93	66.83	14.03	62.05	19.94	-	-	-	34.37	35.90	51.61	35.19	32.55	59.84	61.84	39.92	
9	River Bank Protection Work	3,615,041,044.15	33.71%	37.65%	0.40%	38.11%			160.76	-	35.88	92.55	50.14	12.55	66.81%	36.13	-	264.76	7.81	-	-	118.95	146.34	118.95	-	-	-	-	-	-
10	Dismantling Work of the Existing Sluices & Roads	54,235,178.58	0.50%	0.29%	0.00%	0.29%			-	-	-	-	-	10.75	-	-	-	-	-	-	-	5.36	8.75	12.35	6.28	5.84	4.68	3.22	2.94	
11	Construction of Khul Crossing Closure	101,122,300.00	0.94%	1.00%	0.00%	1.00%			-	-	51.0%	16.00	22.40	6.08	-	5.28	9.73	9.73	-	-	-	11.67	11.67	2.92	2.92	3.89	3.89	3.89	1.95	
	Sub Total	9,235,441,302.84	85.64%	90.94%	1.58%	92.52%			237.26	96.70	75.50	419.09	435.50	157.48	278.14	189.38	141.30	338.38	8.14	-	-	182.25	363.20	387.35	225.31	178.43	140.35	158.94	141.68	59.42
1	Daywork (Provisional Sum)	51,240,887.20	0.48%	0.00%	0.00%	0.00%			-	-	-	-	-	-	-	-	-	-	-	-	-	-	-	-	-	-	-	-	-	-
2	Specified Provisional Sum	64,364,491.00	0.60%	0.16%	0.00%	0.16%			-	-	-	-	-	-	-	-	-	-	-	-	-	-	-	-	-	-	-	-	-	-
3	Physical and Price Contingencies (Emergency Works)	50,000,000.00	0.46%	0.33%	-	0.33%			-	-	-	-	-	-	-	-	-	-	-	-	-	-	-	-	-	-	-	-	-	-
4	Physical and Price Contingencies (Provisional Sum)	795,045,685.97	7.37%	0.00%	0.00%	0.00%			-	-	131.91	-	-	-	-	-	-	-	-	-	-	-	-	-	-	-	-	-	-	-
	Sub Total	960,651,064.17	8.91%	0.40%	0.00%	0.40%			27.32%	131.91	-	-	-	-	-	-	-	-	-	-	-	-	-	-	-	-	-	-	-	-
1	Estimated VAT & IT	588,304,642.34	5.40%	-	-	-			-	-	-	-	-	-	-	-	-	-	-	-	-	-	-	-	-	-	-	-	-	-
	Sub Total	588,304,642.34	5.40%	-	-	-			-	-	-	-	-	-	-	-	-	-	-	-	-	-	-	-	-	-	-	-	-	-
	Grand Total	10,784,397,009.35	100.00%	91.43%	1.58%	93.00%			237.26	228.61	95.50	419.09	435.50	157.48	278.14	189.38	141.30	338.38	8.14	-	-	182.25	363.20	387.35	225.31	178.43	140.35	158.94	141.68	59.42
	Temporary Savings	703,472,267.64	-	-	-	-			-	-	-	-	-	-	-	-	-	-	-	-	-	-	-	-	-	-	-	-	-	-
	Contract Amount	11,487,869,276.99	-	-	-	-			0.00%	-	6.79%	-	-	-	-	-	-	-	-	-	-	-	-	-	-	-	-	-	-	
Scheduled Monthly Accomplishment				0.00%	0.10%	2.22%	4.39%	0.72%	3.47%	3.56%	1.41%	2.27%	1.61%	1.04%	2.48%	0.06%	0.00%	0.00%	1.34%	2.66%	2.84%	1.65%	1.31%	1.82%	1.16%	1.04%	0.44%			
Scheduled Cumulative Accomplishment				0.00%	0.36%	10.64%	42.41%	53.61%	73.33%	76.89%	78.30%	80.57%	82.18%	83.21%	85.69%	85.75%	85.75%	85.75%	87.09%	89.75%	92.58%	94.23%	95.54%	97.36%	98.52%	99.56%	100.00%			
Actual Monthly Accomplishment				0.00%	-	2.15%	4.39%	0.72%	3.47%	3.56%	1.41%	2.27%	1.61%	0.90%	0.74%	0.07%	0.10%	0.80%	0.16%	-0.39%	1.02%	1.01%	1.19%	1.14%	1.32%	1.18%	1.58%			
Actual Cumulative Accomplishment				0.00%	-	10.64%	42.41%	53.61%	73.33%	76.89%	78.30%	80.57%	82.18%	83.08%	83.82%	83.89%	83.99%	84.79%	84.95%	84.56%	85.58%	86.59%	87.79%	88.93%	90.25%	91.43%	93.00%			
Slippage				-	-	0.00%	0.00%	0.00%	-	-	-	-	-	-	-	-	-	-	-	-	-	-	-	-	-	-	-			
IPC NO.				IPC No.4 (2018-12)	IPC No.10 (2019-11)	-	-	-	IPC No.19 (2022-2)	IPC No.20 (2022-3)	IPC No.21 (2022-4)	-	IPC No.22 & 23 (2022-4)	-	-	-	-	-	-	-	-	-	-	-	-	-	-	-		
Cumulative Amount of IPC in BDT				-	516,846,581.84	2,945,821,214.62	5,082,904,274.21	6,473,456,542.93	6,473,456,542.93	6,967,953,913.75	7,204,996,141.39	7,560,440,656.84	7,560,440,656.84	8,122,396,335.05	8,122,396,335.05	8,122,396,335.05	8,122,396,335.05	8,122,396,335.05	8,122,396,335.05	8,122,396,335.05	8,122,396,335.05	8,122,396,335.05	8,122,396,335.05	8,122,396,335.05	8,122,396,335.05	8,122,396,335.05	8,122,396,335.05	8,122,396,335.05	8,122,396,335.05	8,122,396,335.05
Current Amount of IPC in BDT				-	102,944,794.63	1,422,921,319.04	-	-	-	494,497,379.32	237,042,227.44	355,444,315.45	-	561,955,678.21	-	-	-	-	-	-	-	-	-	-	-	-	-	-		
Cumulative IPC Percentage				0%	4.79%	27.32%	47.13%	60.03%	60.03%	64.61%	66.81%	70.11%	70.11%	75.32%	75.32%	75.32%	75.32%	75.32%	75.32%	75.32%	75.32%	75.32%	77.62%	80.57%	80.57%	82.48%	84.58%	87.50%		

Legend: — SCHEDULE — ACTUAL — IPC

3.5.8 Finance (Invoices) Contractor Package-2

IPC-01 of Contractor Package-2 concerned the first instalment of the 5% Advanced payment and was paid on 28 June 2017;

IPC-02 concerned the second instalment of the 5% Advanced payment which was recommended by the Engineer and was paid by the Employer in June 2018;

IPC-3 was recommended by the Engineer and paid by the Employer on 20 June 2018;

IPC-4 was submitted to the Employer on 29th October 2018 by the Engineer with recommendation for payment and paid by the Employer on 19 December 2018;

IPC-5 was submitted to the Engineer on 27 December 2019, and it was sent by the Engineer to the Employer on 10 January 2019 with recommendation for payment and paid by the Employer on 30 January 2019.

IPC-6 was submitted to the Engineer on 28 February 2019 and the IPC was sent by the Engineer to the Employer on 14 March 2019 with recommendation for payment and paid by the Employer on 28 March 2019;

IPC-7 was submitted to the Engineer on 28 April 2019 and the IPC was sent by the Engineer to the Employer on 05 May 2019 with recommendation for payment and paid by the Employer on 22 May 2019;

IPC-8 was submitted to the Engineer on 25 June 2019 and the IPC was sent by the Engineer to the Employer on 27 June 2019 with recommendation for payment and paid by the Employer on 27 June 2019;

IPC-9 was submitted to the Engineer on 29 June 2019 and the IPC was sent by the Engineer to the Employer on 30 June 2019 with recommendation for payment and paid by the Employer on 30 June 2019;

IPC-10 was submitted to the Engineer on 22 October 2019 and the IPC was sent by the Engineer to the Employer on 05 November 2019 with recommendation for payment and paid by the Employer on 22 December 2019;

IPC-11 was submitted to the Engineer on 04 February 2020 and the IPC was sent by the Engineer to the Employer on 06 February 2020 with recommendation for payment and paid by the Employer on 19 February 2020;

IPC-12 was submitted to the Engineer on 04 March 2020 and the IPC was sent by the Engineer to the Employer on 07 March 2020 with recommendation for payment and paid by the Employer on 24 March 2020;

IPC-13 was submitted to the Engineer on 25 April 2020 and the IPC was sent by the Engineer to the Employer on 18 May 2020 with recommendation for payment;

IPC-14 was submitted to the Engineer on 28 June 2020 and the IPC was sent by the Engineer to the Employer on 30 June, 2020 with recommendation for payment and paid by the Employer on 30 June, 2020.

IPC-15 was submitted to the Engineer on 14 March, 2021 and the IPC was sent by the Engineer to the Employer on 22 March, 2021 with recommendation for payment and paid by the Employer on 07th April, 2021.

IPC-16 was submitted to the Engineer on 22nd May, 2021 and the IPC was sent by the Engineer to the Employer on 24th May, 2021 with recommendation for payment and paid by the Employer on 13th June, 2021.

IPC-17 was submitted to the Engineer on 28th June, 2021 and the IPC was sent by the Engineer to the Employer on 30th June, 2021 with recommendation for payment and paid by the Employer on 30th June, 2021.

IPC-18 was submitted to the Engineer on 23rd November 2021 and the IPC was sent by the Engineer to the Employer on 29th November 2021 with recommendation for payment and paid by the Employer on 7th December 2021.

IPC-19 was submitted to the Engineer on 19th January 2022 and the IPC was sent by the Engineer to the Employer on 23rd January 2022 with recommendation for payment and paid by the Employer on 24th February 2022.

IPC-20 was submitted to the Engineer on 3rd March 2022 and the IPC was sent by the Engineer to the Employer on 14th March 2022 with recommendation for payment and paid by the Employer on 29th March 2022.

IPC-21 was submitted to the Engineer on 21st April 2022 and the IPC was sent by the Engineer to the Employer on 24th April 2022 with recommendation for payment and paid by the Employer on 18th May 2022.

IPC-22 was submitted to the Engineer on 11th June 2022 and the IPC was sent by the Engineer to the Employer on 14th June 2022 with recommendation for payment and paid by the Employer on 23rd June 2022.

IPC-23 was submitted to the Engineer on 25th June 2022 and the IPC was sent by the Engineer to the Employer on 28th June 2022 with recommendation for payment and paid by the Employer on 30th June 2022.

IPC-24 was submitted to the Engineer on 27th December 2022 and the IPC was sent by the Engineer to the Employer on 11th January 2023 with recommendation for payment and paid by the Employer on 24th January 2023.

IPC-25 was submitted to the Engineer on 29th January 2023 and the IPC was sent by the Engineer to the Employer on 6th February 2023 with recommendation for payment and paid by the Employer on 23rd February 2023.

IPC-26 was submitted to the Engineer on 30th March 2023 and the IPC was sent by the Engineer to the Employer on 6th April 2023 with recommendation for payment and paid by the Employer on 13th April 2023.

IPC-27 was submitted to the Engineer on 18th May 2023 and the IPC was sent by the Engineer to the Employer on 21st May 2023 with recommendation for payment and paid by the Employer on 1st June 2023.

IPC-28 was submitted to the Engineer on 14th June 2023 and the IPC was sent by the Engineer to the Employer on 20th June 2023 with recommendation for payment and paid by the Employer on 25th June 2023.

IPC-29 was submitted to the Engineer on 24th June 2023 and the IPC has been sent by the Engineer to the Employer on 25th June 2023 with recommendation for payment.

3.5.9 Contract Modifications

Detailed description has been made about Contract Modifications in Sub-item 2.2 Package-2 under Item 2.

Based on the claim of the Contractor and recommendation of the Engineer, Extension of Time was approved by the Competent Authority up to 30th June 2023 but Contractor apprehended that some works will not be completed within 30th June 2023 so they have claimed for further extension of time up to 30th September 2023 Which is under process of approval by the Competent Authority.

3.5.10 Tentative Forecast of Payment of Package-2:

Tentative forecast of Payment for FY 2022-23 of Package-2 has been reflected in the following table.

Table 3-58: Tentative forecast of Payment for FY 2022-23 of Package-2

IPC No.	Month of Submission	Forecast Value of IPC in BDT	Remark
IPC-24	November 2022	569,939,589.00	IPC-24 was submitted by the Contractor in December 2022 and Engineer sent the same to the Employer on 11 th January 2023. The value of IPC-24 was BDT 183,384,475.05. Employer made the payment on 24 th Jan 2023.
IPC-25	January 2023	523,164,607.00	IPC-25 was submitted by the Contractor in December 2022 and Engineer sent the same to the Employer 6 th February 2023. The value of IPC-25 was BDT 382,775,306.28. Employer made the payment on 23 rd February 2023.
IPC-26	March 2023	501,345,867.00	IPC-26 was submitted by the Contractor on 30 th March 2023 and Engineer sent the same to the Employer 6 th April 2023. The value of IPC-26 was BDT 203,700,516.57. Employer made the payment on 13 th April 2023.

IPC No.	Month of Submission	Forecast Value of IPC in BDT	Remark
IPC-27	May 2023	573,911,552.00	IPC-27 was submitted by the Contractor on 18 th May 2023 and Engineer sent the same to the Employer 21 st May 2023. The value of IPC-27 was BDT 229,197,936.98. Employer made the payment on 1 st June 2023.
IPC-28	June 2023	237,319,283.00	IPC-28 was submitted by the Contractor on 14 th June 2023 and Engineer sent the same to the Employer 20 th June 2023. The value of IPC-28 was BDT 314,749,390.47. Employer made the payment on 25 th June 2023.
IPC-29	June 2023		IPC-29 has been submitted by the Contractor on 23 rd June 2023 and Engineer sent the same to the Employer on 25 th June 2023. The value of IPC-29 was BDT 296,923,106.97.
Total		2,405,680,898	

3.6 Task D: Project Management Support Services

3.6.1 Financial Projection

Disbursements of funds for IPCs are well-known and the planned future disbursements depend on the work plan works scheduling. IPC is submitted when the monetary value of the works done over a new period reaches a threshold value (percentage of the contract value). In general, during a good construction season, each IPC amount of every month to be minimum US\$ 10.94 Million and US\$ 43.55 Million for Package-1 & Package-2 respectively considering the completion date up to March 2023 for Package-1 and June 2023 for Package-2. IPC-29 have been submitted by the Contractor to the Engineer, but it is not yet processed as the Contractor has failed to meet up the contractual obligations. The Contractor of Package-2 has submitted IPC-28 and that has been submitted to PMU by the Engineer with recommendation for payment. The next IPC is, however, expected by End of June 2023 from the Contractor of Package- 1 & 2.

3.6.2 Modification of Consultancy Contract

Detailed description has been made about Modification of Consultancy Contract for DDCCS & PMS Consultants in Sub-item 1.3 other tasks Consultant Sl.no.6 under Item 1 of Executive Summary.

3.6.3 Staffing and staff changes approved or in process during the month

Table 3-59: Overview of Staffing (including Proposed Replacements)

Description of Staffs	Position	Original Staff	Current Staff	Remarks
A. International Key Staff	Team Leader	Jean Henry Laboyrie	Jean Henry Laboyrie	Available
	Design Engineer	Alec Sleigh	Arend Jan van de kerk	
	River Training Engineer	Bert te Slaa	Bert te Slaa	
	Sociologist/Resettlement Specialist	Dr. Salim Zaman	Dr. Salim Zaman	
	Quantity Surveyor - 1	Barbara Hellet	Mr. Rainier Manansala Dela Cruz	Available
	Construction Resident Engineer - 1	Trevor Morish Hale	Trevor Morish Hale	
	Construction Resident Engineer - 2	Gerard Pichel	GM Akram Hossain	Not available
	Contract Management Specialist	Rob Brouwer	Rob Brouwer	
	Procurement Specialist	Barbara Hellet	Barbara Hellet	
	Environmental Specialist	Henk Blok	Henk Blok	
	Morphological Modeler	Henrik Rene Jensen	Henrik Rene Jensen	
B. International Non-Key Staff	Environmental Specialist	Anders Malmgren Hansen	Anders Malmgren Hansen	
	Quantity Surveyor - 2	Andrew Cook	Andrew Cook	
	Sociologist/Resettlement Specialist	Roy Timmer	Dr. Salim Zaman	
	Geo-Technical Engineer	Joost van der Schrier	Joost van der Schrier	
A. National Key Staff	Estuary and River Morphology Modeler	Bo Brahtz Christensen	Bo Brahtz Christensen	
	River and Coastal Expert	Ranjit Galappatti	Ranjit Galappatti	
	Deputy Team Leader	Md. Habibur Rahman	A K M Momtaz Uddin	Available
	Deputy Resident Engineer - 1	Mazibur Rahman Khan	Mr. A.K.M. Sayeed Uddin	

Bangladesh Water Development Board (BWDB)
Coastal Embankment Improvement Project, Phase-1 (CEIP-1)

Description of Staffs	Position	Original Staff	Current Staff	Remarks
	Deputy Resident Engineer - 2	Md. Gulzer Hossain	Mr. Mohammad Ali	Available
	Re-settlement Specialist/Sociologist	Kh. Khairul Matin	Md. Zainal Abedin	
	Design Engineer	Md. Anwar Hossain Bhuiyan	Md. Anwar Hossain Bhuiyan	
A. National Non-Key Staff	Geo-Technical Engineer	Md. Nurul Islam	Md. Nurul Islam	
	Design Engineer	Mr. Mahbubur Rahman	Mr. Mahbubur Rahman	Available
	Environmentalist	Sheikh Muhammad Abdur Rashid	Sheikh Muhammad Abdur Rashid	
	Sociologist/Resettlement Specialist	Md. Ferdous Rahman	Md. Ferdous Rahman	Available
	Geographical Information System Expert	Md. Monirul Haque	Md. Monirul Haque	
	Procurement Specialist	Md. Humayun Kabir	Md. Humayun Kabir	
	Senior Estimator - 1	Md. Ansar Ali Mia	Md. Ansar Ali Mia	
	Senior Estimator - 2	Md. Nazrul Islam	Md. Gulzer Hossain	
	Survey Engineer - 1	Pankaj Kumar Moitra	Pankaj Kumar Moitra	Available
	Survey Engineer - 2	Md. Amirul Islam	Md. Amirul Islam	
	Survey Engineer - 3	ABM Anwar Haidar	Abu Taiub Mia	
	Junior Design Engineer - 1	Ms. Selina Akhter	Ms. Selina Akhter	
	Junior Design Engineer - 2	Ms. Shaikh Naureen Laila	Ms. Selina Akhter	
	Auto CAD Specialist - 1	Ms. Marjan Mallik	Md. Asadujjaman	
	Auto CAD Specialist - 2	Biprojit Paul	Ms. Nahid Farjana	
	River and Coastal Expert	Md.Zahirul Haque Khan	Md.Zahirul Haque Khan	
	Construction Supervision Engineer - 1	Md. Mukhlesur Rahman	S.M. Saiful Islam	
	Construction Supervision Engineer - 2	Shyamal Kumar Dutta	Shyamal Kumar Dutta	
	Construction Supervision Engineer - 3	SK Golam Quader	Md. Mainul Islam	
	Construction Supervision Engineer - 4	Abdul Jalil	AKM Mazibur Rahman	Available
	Quality Control Specialist - 1	Md. Abdur Razzaque Khan	Md. Delowar Hossain	
	Quality Control Specialist - 2	Md. Sekendar Ali	Md. Rafiqul Alam	
	Procurement / Contract Management Specialist	Md. Tafazzal Ali	Md. Aminur Rahman	Available
	Environmental Specialist	Dr. Quazi Alamgir Kabir	Abu Bakr Siddique	Available
	Resettlement Specialist/Sociologist	Md. Mustafizur Rahman	Md. Mustafizur Rahman	
	Land Acquisition Officer	Benu Gopal Dey	Kh. Mahabub Alam	
	Geo-Technical and Foundation Specialist	Mizanur Rahman	Ashraf Ul Abedin	
	Mechanical Engineer - 1	Monojit Kumar Bagchi	Monojit Kumar Bagchi	
	Mechanical Engineer - 2	Md. Rashidul Islam	Md. Rashidul Islam	Available
	Agronomist	Dr. Santosh Kumer Sarker	Dr. Santosh Kumer Sarker	
	Fisheries Expert	Md. Mokammel Hossain	Md. Mokammel Hossain	
	Senior Estimator - 2	Md. Nazrul Islam	Md. Gulzer Hossain	
	Economist	Md. Aminul Islam	Md. Aminul Islam	
Construction Supervision Engineer - 5	Md. Sadiqul Islam	Md. Sadiqul Islam	Available	
Construction Supervision Engineer - 6	Md. Ghiasuddin Ahmad	Md. Harun ar Rashid	Available	
Quality Control Specialist - 3	Md. Ali Jinnah	Md. Ali Jinnah	Available	
Quality Control Specialist - 4	Md. Harun Ur Rashid	Md. Harun Ur Rashid	Available	
A. Other Staffs	Office Manager	Md. Shahadat Hossain	Md. Shahadat Hossain	Available
	Office Manager (Khulna)	Jakir Hossen	Md. Mizanur Rahman	Available
	Office Manager (Patuakhali)	Mehede Hasan	Mehede Hasan	Available
	Accounts Officer (Dhaka)	Md. Fazlul Karim Khan	Md. Fazlul Karim Khan	Available
	Accounts Officer (Dhaka)	Md. Badarudduza	Md. Badarudduza	Available
	Office Secretary (Dhaka)	Mahmuda Islam	Mahmuda Islam	Available
	Computer Operator (Dhaka)	Md. Abdulla Al Mamun	Md. Abdulla Al Mamun	Available
	Computer Operator (Dhaka)	Md. Delowar Hossain	Md. Delowar Hossain	Available
	Field Engineer	Md. Hasibur Rahman	Md. Hasibur Rahman	Available
	Field Engineer	Md. Lakidul Islam	Md. Lakidul Islam	Available
	Field Engineer	Md. Samsul Alam -1	Md. Samsul Alam	Available
	Field Engineer	Md. Jamal Uddin	Md. Jamal Uddin	Available
	Field Engineer	Khandaker Shamim Ahmed	Khandaker Shamim Ahmed	Available
	Field Engineer	Md. Monirul Islam	Md. Monirul Islam	Available
	Field Engineer	Md. Shohel Rana	Md. Shohel Rana	Available
	Field Engineer	Md. Abdulla Al Mamun	Md. Abdulla Al Mamun	Available
	Field Engineer	Md. Rakibul Islam Nahid	Md. Rakibul Islam Nahid	Available
	Field Engineer	Md. Lutfor Rahman	Md. Lutfor Rahman	Available

Description of Staffs	Position	Original Staff	Current Staff	Remarks
	Field Engineer	Mst. Mousumi Khatun	Mst. Mousumi Khatun	Available
	Field Engineer	Noor A Alam	Noor A Alam	Available
	Field Engineer	Kamrul Hasan	Kamrul Hasan	Available
	Field Engineer	S.M. Shamim Hasan	S.M. Shamim Hasan	Available
	Field Engineer	Md. Monir Hosen	Md. Monir Hosen	Available
	Field Engineer	Motahar Hossain Mamun	Motahar Hossain Mamun	Available
	Field Engineer	Md. Liton Azad	Md. Liton Azad	Available
	Field Engineer	Allama Hammed Toha	Allama Hammed Toha	Available
	Filed Engineer	Md. Aminur Rahman	Md. Aminur Rahman	Available
	Filed Engineer	Md. Sumon Hossain	Md. Sumon Hossain	Available
	Lab Technician	Md. Rubayat Hossain	Md. Rubayat Hossain	Available
	Lab Technician	Swapan Kumar Sarker	Swapan Kumar Sarker	Available
	Lab Technician	Md. Ohidul Islam Sheikh	Md. Ohidul Islam Sheikh	Available
	Office Secretary (Patuakhali)	Abdullah Al Masun	Abdullah Al Masun	Available
	Computer Operator (Khulna)	Hosnewara Khatun	Hosnewara Khatun	Available
	Computer Operator	Md. Bellal Hossain	Md. Bellal Hossain	Available
	Computer Operator	Md. Kazi Rezaul Hoque	Md. Kazi Rezaul Hoque	Available
	Computer Operator	Md. Jakaria Islam	Md. Jakaria Islam	Available
	Office Peon	Md. Jahangir Alam	Md. Jahangir Alam	Available
	Office Peon	Md. Gaffar Sarker	Md. Gaffar Sarker	Available
	Office Peon (Khulna)	Md. Sojib Hossen	Md. Sojib Hossen	Available
	Office Peon (Patuakhali)	Md. Rownaqul Islam	Md. Rownaqul Islam	Available
	Office Peon (Patuakhali)	Md. Babul Akhter	Md. Babul Akhter	Available
	Office Peon (Dhaka)	Sohan Mia	Sohan Mia	Available
	Messenger (Dhaka)	Sheikh Rabiul Islam	Sheikh Rabiul Islam	Available
	Cleaner/ Chowkidar	Md. Shohidul Islam	Md. Shohidul Islam	Available
	Cleaner/ Chowkidar	Nargis Begum	Nargis Begum	Available
	Chowkidar (Khulna)	Ariful Islam	Ariful Islam	Available

3.6.4 Monthly Tentative Forecast of Payment for DDCS & PMS Consultants:

Tentative forecast of payment for DDCS & PMS Consultants for FY 2022-2023 has been reflected in the Table 3-62.

Table 3-60: Tentative forecast of payment for DDCS & PMS Consultants for FY 2022-2023

Invoice No.	Invoice Month	Submission Month	Projected Value of Invoice (BDT)/(EURO)	Actual Value of Invoice (BDT)/(EURO)	Remarks
Local Currency					
LC- 45	May-June 2022	August 2022	16,184,321.03	25,129,151.03	Paid
LC- 46	Jul-August 2022	August 2022	28,000,000.00		
LC- 47	Sept-Oct 2022	October 2022	35,000,000.00		
LC- 48	Nov-Dec 2022	December 2022	28,000,000.00		
LC- 49	Jan-Feb 2023	February 2023	24,200,000.00		
LC- 50	Mar-Apr 2023	April 2023	35,000,000.00		
LC- 51	May-Jun 2023	June 2023	35,000,000.00		
Total=			201,384,321.03		
Foreign Currency					
FC-46	Jul-August 2022	August 2022	132,734.00		
FC-47	Sept-Oct 2022	October 2022	100,000.00		
FC-48	Nov-Dec 2022	December 2022	120,000.00		
FC-49	Jan-Feb 2023	February 2023	130,000.00		
FC-50	Mar-Apr 2023	April 2023	120,000.00		
FC-51	May-Jun 2023	June 2023	130,000.00		
Total=			732,734		

3.6.5 Finance (Invoices) RHDHV/DDCS & PMS Consultants

Table 3-61: Overview of Consultants Invoices since Project Inception

SI No. of Invoices	Payment in EURO			Payment in BDT		
	Amount invoiced	Date submitted	Date paid	Amount invoiced	Date submitted	Date paid
Advance Payment	481,134.90	30-Dec-14	1-Apr-15	59,249,809.60	30-Dec-14	1-Apr-15
Invoice No 1	50,908.14	25-May-15	11-Jun-15	1,119,426.94	15-June-15	16-Jun-15
Invoice No 2	129,241.61	25-May-15	11-Jun-15	5,952,195.13	17-June-15	16-Jun-15
Invoice No 3 (Part)	60,000.00	21-June-15	22-Jun-15	7,967,524.20	30-Jun-15	30-Jun-15
Invoice No 3 (Part)	70,282.49	21-June-15	06-Oct-15	33,150,070.88	30-Jun-15	27-Sep-15
Invoice No 4	206,972.03	27-Sep-15	02-Dec-15	14,332,732.78	27-Sep-15	29-Nov-15
Invoice No 5	169,555.53	15-Nov-15	10-Dec-15	25,991,948.77	30-Nov-15	10-Jan-16
Invoice No 6	74,062.24	17-Jan-16	04-Feb-16	14,590,698.64	03-Jan-16	27-Jun-16
Invoice No 7	201,749.51	01-June-16	30-Jun-16	15,016,503.44	19-June-16	30-Jun-16
Invoice No 8	140,967.65	01-June-16	30-Jun-16	692,718.66	19-June-16	30-Jun-16
	0.00			36,351,389.86	19-June-16	10-Nov-16 (Partly Paid)
Invoice No 9	153,881.30	30-June-16	30-Jun-16	19,138,626.07	27-Nov-16	02-Mar-17
Invoice No 10	243,824.28	23-Oct-16	09-Nov-16	15,095,311.81	27-Nov-16	02-Mar-17
Invoice No 11	224,255.11	06-Nov-16	1-Jun-17	15,623,144.38	07-Dec-16	18-May-17
Invoice No 12	211,748.62	15-Jan-17	1-Jun-17	51,335,041.98	15-Jan-17	18-May-17
Invoice No 13	149,954.66	10-Apr-17	1-Jun-17	25,796,446.77	16-Mar-17	18-May-17
Invoice No 14	51,073.50	3-May-17	18-Jun-17	9,847,754.23	1-Jun-17	29-Jun-17
Invoice No 15	359,744.20	16-Oct-17	10-Dec-17	18,863,496.23	29-Jun-17	29-Jun-17 (Partly Payment)
	0.00	16-Oct-17	10-Dec-17	3,123,876.54	10-Dec-17	10-Dec-17 (Partly Payment)
Invoice No. 16	82,732.65	26-Oct-17	10-Dec-17	28,318,643.89	10-Dec-17	29-Jan-18
Invoice No. 17	129,562.33	22-Nov-17	03-Dec-17	1,597,5427.00	10-Dec-17	29-Jan-18
Invoice No. 18	216,541.94	25-Feb-18	30-Apr-18	18284749.64	19-Apr-18	30-Apr-18
Invoice No. 19	126,541.94	15-Apr-18	30-Apr-18	25067376.46	19-Apr-18	30-Apr-18
Invoice No. 20	90,204.56	4-Jun-18	9-Jun-18	36,031,005.53	27-May-18	9-Jun-18
Invoice No. 21	85,705.24	21-June-18	30-Jun-18	18,677,806.77	30-June-18	30-June-18
Invoice No. 22	135,163.94	10-Sep-18	23-Dec-18	20,437,707.45	10-Oct-18	09-Dec-18
Invoice No. 23	122,330.66	01-Jan-19	30-Mar-19	127,219,58.17	20-Dec-18	20-Feb-19
Invoice No. 24	94,865.43	01-Jan-19	25-Mar-19	12,123,246.79	11-Feb-19	25-Mar-19
Invoice No. 25	101,908.93	14-Mar-19	25-Mar-19	28,104,552.17	21-May-19	30-May-19
Invoice No. 26	102,016.32	26-Jun-19	27-Jun-19	14,008,004.31	27-Jun-19	27-Jun-19
Invoice No. 27	88,698.49	30-Jun-19	30-Jun-19	14,240,648.43	30-Jun-19	30-Jun-19
Invoice No. 28	24,002.59	19-Dec-19	20-Jan-20	37,413,649.93	19-Dec-19	20-Jan-20
Invoice No. 29	60,375.90	19-Dec-19	20-Jan-20	21,506,237.37	19-Dec-19	20-Jan-20
Invoice No. 30	199,141.45	24-Feb-20	25-Feb-20	19,736,470.06	27-Feb-20	25-Feb-20
Invoice No. 31	97400.49	18-Mar-20	30-Jun-20	28,623,021.06	08-May-20	17-May-20
Invoice No. 32	82,884.43	8-May-20	30-Jun-20	18,373,088.31	08-May-20	17-May-20
Invoice No. 33	67,391.39	30-Jun-20	30-Jun-20	18,132,800.03	30-Jun-20	30-Jun-20
Invoice No. 34	62,739.09	14-Oct-20	12-Jan-21	14,624,097.66	14-Oct-20	12-Jan-21
Invoice No. 35	94,637.90	13-Dec-20	12-Jan-21	10,962,805.39	03-Dec-20	12-Jan-21
Invoice No. 36	96,035	15-Mar-21		13,811,729	15-Mar-21	30-Jun-21
Invoice No. 37 (Part)	32,840.43	15-Mar-21	30-Jun-21	12,149,448.08	15-Mar-21	30-Jun-21

Bangladesh Water Development Board (BWDB)
Coastal Embankment Improvement Project, Phase-1 (CEIP-1)

SI No. of Invoices	Payment in EURO			Payment in BDT		
	Amount invoiced	Date submitted	Date paid	Amount invoiced	Date submitted	Date paid
Invoice No. 37 (Part)	42,777.61	1-Apr-21	30-Jun-21	5,543,294.37	30-Jun-21	30-Jun-21
Invoice No. 38	100,467.43	20-May-21	30-Jun-21	3,656,867.77	30-Jun-21	30-Jun-21
Invoice No. 39	51,317.18	30-Jun-21	30-Jun-21	58511657.95	10-Oct-21	3-Jan-22
Invoice No. 40	125,220.00	11-Nov-21	24-Feb-22	17,210,330.67	16-Nov-21	24-Feb-22
Invoice No. 41	83,071.45	11-Nov-21	24-Feb-22	17444121.68	8-Dec-21	23-Mar-22
Invoice No. 42	105,719.72	23-Jan-22	27-Apr-22	15,184,263.75	8-Mar-22	27-Apr-22
Invoice No. 43	84,841.67	18-Apr-22	16-Jun-22	38,846,070.90	7-Apr-22	27-Apr-22
Invoice No. 44	51,675.82	25-May-22	16-Jun-22	19,321,770.80	16-Jun-22	30-Jun-22
Invoice No. 45	98,576.26	30-Jun-22	17-Nov-22	25,129,151.03	30-Jun-22	24-Nov-22
Invoice No. 46	125,256.84	17-Nov-22				
Invoice No. 47	117829.50	17-Nov-22				
Total Amount Invoiced =	6,159,830.35			1,000,816,038.33		

Annex 1: Updated Physical Site Works: Package-1& 2

Package-1 (weightage basis)

BoQ Item	Activity Name	Unit	Weightage as per VO NO. 05	Weight (Partial)	Name of Work	Quantity as per VO No. 5	Actual Quantity	Percentage Completed	Weighted Percentage	Achieved Weightage	Status as of June 2023	Contract Value as per Variation No. 5 (BDT)	Cumulative Value of Work Executed (BDT)	Cumulative Amount including Permanent Work, Tax+Vat & Price Adjustment (BDT)
Item No. 1	General Mobilisation		7.89%					92.00%	7.259%	7.2590%	92.00%	492,947,161.80	453,511,388.86	458,689,033
Item No. 2	Embankment Construction/ Re-sectioning	Cum	24.99%			6,451,538	6,441,262	99.84%	24.954%	24.9537%	99.84%	1,561,482,189.03	1,558,995,015.26	1,506,741,969
Item No. 3	Drainage Channel Excavation/ Re-excavation	Cum	2.83%			1,535,278.93	1,535,278.93	100.00%	2.834%	2.8341%	100.00%	177,063,722.57	177,063,722.57	145,778,568
Item No. 4	Drainage Sluice Construction	No	9.77%							9.7123%	99.43%	610,286,036.34	606,781,582.90	707,153,804.56
				0.46%	Casting Block size 40cm x 40cm x 20cm.	99,424	92,914	93.45%	0.429%			28,689,652.20	26,811,140.32	
				0.32%	Casting Block size 30cm x 30cm x 30cm.	80,850	74,175	91.74%	0.289%			19,695,025.95	18,069,084.39	
				8.99%	Other Drainage Sluices Construction Works	561,901,358.19	561,901,358	100.00%	8.994%			561,901,358.19	561,901,358.19	
Item No. 5	Drainage Sluice Repair	No	0.13%							0.1259%	98.67%	7,969,770.01	7,863,856.57	5,958,241.44
				0.01%	Casting Block size 40cm x 40cm x 20cm.	2,556	2,389	93.45%	0.011%			737,614.98	689,318.17	
				0.01%	Casting Block size 30cm x 30cm x 30cm.	2,865	2,628	91.74%	0.010%			697,910.20	640,293.56	
				0.10%	Other Drainage Sluices Repair Works	6,534,245	6,534,245	100.00%	0.105%			6,534,244.84	6,534,244.84	
Item No. 6	Flushing Inlet Construction	No	4.18%							4.1572%	99.34%	261,457,343.89	259,722,028.77	293,966,100.43
				0.23%	Casting Block size 40cm x 40cm x 20cm.	52,899	49,435	93.45%	0.218%			14,555,832.08	13,602,760.10	
				0.15%	Casting Block size 30cm x 30cm x 30cm.	38,831	35,625	91.74%	0.139%			9,475,309.20	8,693,066.06	
				3.80%	Other Flushing Inlets Construction Works	237,426,203	237,426,203	100.00%	3.800%			237,426,202.61	237,426,202.61	
Item No. 7	Flushing Inlet Repair	No	0.50%							0.4894%	98.71%	30,971,311.33	30,572,995.11	25,484,126.34
				0.05%	Casting Block size 40cm x 40cm x 20cm.	10,263	9,591	93.45%	0.044%			2,961,655.73	2,767,735.45	
				0.04%	Casting Block size 30cm x 30cm x 30cm.	10,164	9,325	91.74%	0.036%			2,475,847.48	2,271,451.55	
				0.41%	Other Flushing Inlets Repair Works	25,533,808	25,533,808	100.00%	0.409%			25,533,808.12	25,533,808.12	
Item No. 8	Embankment Slope Protection Work	Km	17.86%							17.4296%	97.60%	1,115,669,135.37	1,088,920,240.63	1,148,249,220.92
				4.56%	Casting Block size 40cm x 40cm x 40cm.	519,339	479,777	92.38%	4.217%			285,189,321.69	263,464,103.70	
				7.75%	Casting Block size 40cm x 40cm x 20cm.	1,762,799	1,762,799	100.00%	7.747%			484,011,790.87	484,011,790.87	
				1.50%	Casting Block size 40cm x 40cm x 30cm.	208,165	197,032	94.65%	1.423%			93,936,707.88	88,913,031.14	
				4.04%	Other Embankment Slope Works	252,531,314.93	252,531,314.93	100.00%	4.042%			252,531,314.93	252,531,314.93	
Item No. 9	River Bank Protection Work	Km	23.48%							22.4505%	95.63%	1,466,622,871.50	1,402,604,212.26	1,762,188,802.52
				11.99%	Casting Block size 40cm x 40cm x 40cm.	1,364,375	1,260,439	92.38%	11.079%			749,232,468.95	692,157,264.95	
				0.73%	Casting Block size 40cm x 40cm x 20cm.	166,256	166,256	100.00%	0.731%			45,648,770.83	45,648,770.83	
				8.79%	Casting Block size 30cm x 30cm x 30cm.	2,126,370	2,099,641	98.74%	8.683%			549,411,576.30	542,505,336.07	
				0.01%	Casting Block size 40cm x 40cm x 30cm.	1,542	1,460	94.65%	0.011%			695,875.94	658,660.93	
				1.95%	Other Bank Protection Works	121,634,179.49	121,634,179.49	100.00%	1.947%			121,634,179.49	121,634,179.49	
Item No. 10	Dismantling Work	Km	1.16%			72,724,881	61,816,149.08	85.00%	0.989%	0.9894%	85.00%	72,724,881.27	61,816,149.08	24,068,005.08
Item No. 11	Closure Dam Construction	Km	2.93%							2.9280%	100.00%	182,925,081.00	182,925,081.00	239,868,629.56
				0.73%	Foundation Construction of the Closure	45,731,270	45,731,270.00	100.00%	0.732%			45,731,270.00	45,731,270.00	
				0.59%	Closing of the closure	36,585,016	36,585,016.00	100.00%	0.586%			36,585,016.00	36,585,016.00	
				1.61%	Final Protection Work of the Closure	100,608,795	100,608,795.00	100.00%	1.610%			100,608,795.00	100,608,795.00	
	Schedule of Day work		0.14%			8,772,704	8,772,704	100.00%	0.140%	0.1404%	100.00%	8,772,704.46	8,772,704.46	6,754,387
	Environmental Mitigation Works		0.96%			60,200,000	60,200,000	100.00%	0.964%	0.9636%	100.00%	60,200,000.00	60,200,000.00	55,791,096.28
	Physical and Price Contingency (Emergency Works)		3.18%			198,454,490	198,454,490	100.00%	3.177%	3.1765%	100.00%	198,454,490	198,454,489.59	173,098,100.86
	Physical and Price Contingency (Provision Sum)		0.00%			721,566,506	663,001,898	91.88%	0.000%			721,566,506	663,001,898.00	
	Estimated Adjustment in VAT (BDT)		0.00%									90,685,351		
	Estimated Adjustment in IT (BDT)		0.00%									183,864,331		
			100.00%								97.61%	7,243,662,887.49	6,761,205,365.06	6,553,790,084.71

Package-2

BoQ Item	Activity Name	Unit	Weightage	Weight (Partial)	Name of Work	Quantity as per VO No. 02	Actual Quantity of work executed	Percentage Completed	Weighted Percentage	Achieved Weightage	Status on June 2023	Value (BDT) as per VO No. 02	Cumulative Value of Work Executed (BDT)	Cumulative Amount of Permanent Work (BDT)
Item No. 1	General Mobilization		1.55%					70.65%	1.09%	1.093%	70.65%	145,490,100.00	102,781,816.60	88,364,456.00
Item No. 2	Embankment Construction/ Re-sectioning	Cum	19.82%			7,511,254	6,525,403	86.88%	17.22%	17.219%	86.88%	1,863,329,772.52	1,618,768,076.08	1,419,604,535.51
Item No. 3	Drainage Channel Excavation/ Re-excavation	Cum	1.47%			1,085,925.92	947,422.67	87.25%	1.28%	1.280%	87.25%	137,912,591.84	120,322,678.46	123,574,959.86
Item No. 4	Drainage Sluice Construction	No	14.16%							13.671%	96.56%	1,330,986,684.66	1,285,242,498.13	1,212,015,281.72
				0.99%	Casting Block size 40cm x 40cm x 40cm.	93,590	84,715	90.52%	0.90%			93,155,742.40	84,322,250.62	
				0.45%	Casting Block size 30cm x 30cm x 30cm.	174,543	153,108	87.72%	0.40%			42,413,949.00	37,205,244.12	
				12.72%	Other Drainage Sluices Construction Works	1,195,416,993	1,163,715,003	97.35%	12.38%			1,195,416,993.26	1,163,715,003.39	
Item No. 5	Drainage Sluice Repair	No	0.07%							0.061%	82.48%	6,975,867.34	5,753,373.27	2,450,252.55
				0.02%	Casting Block size 40cm x 40cm x 20cm.	7,175	4,976	69.35%	0.01%			1,930,075.00	1,338,473.15	
				0.01%	Casting Block size 30cm x 30cm x 30cm.	5,488	4,814	87.72%	0.01%			1,333,584.00	1,169,811.33	
				0.04%	Other Drainage Sluices Repair Works	3,712,208	3,245,089	87.42%	0.03%			3,712,208.34	3,245,088.79	
Item No. 6	Flushing Inlet Construction	No	6.07%							5.297%	87.26%	570,727,191.23	498,005,637.68	453,430,608.81
				0.76%	Casting Block size 40cm x 40cm x 40cm.	72,052	65,220	90.52%	0.69%			71,717,678.72	64,917,050.98	
				0.32%	Casting Block size 30cm x 30cm x 30cm.	122,300	107,281	87.72%	0.28%			29,718,900.00	26,069,228.53	
				4.99%	Other Flushing Inlets Construction Works	469,290,613	407,019,358	86.73%	4.33%			469,290,612.51	407,019,358.16	
Item No. 7	Flushing Inlet Repair	No	0.35%							0.295%	84.11%	32,999,741.98	27,757,262.28	19,406,770.56
				0.09%	Casting Block size 40cm x 40cm x 20cm.	31,720	21,997	69.35%	0.06%			8,532,680.00	5,917,263.85	
				0.04%	Casting Block size 30cm x 30cm x 30cm.	16,154	14,170	87.72%	0.04%			3,925,422.00	3,443,355.01	
				0.22%	Other Flushing Inlets Repair Works	20,541,640	18,396,643	89.56%	0.20%			20,541,639.98	18,396,643.42	
Item No. 8	Embankment Slope Protection Work	Km	14.43%							14.198%	98.39%	1,356,619,930.55	1,334,781,781.12	1,259,990,052.81
				3.92%	i) CC Block: 40cm x 40cm x 30cm.	886,883	843,732	95.13%	3.73%			368,943,328.00	350,992,377.64	
				2.00%	ii) CC Block: 40cm x 40cm x 40cm.	338,711	333,543	98.47%	1.97%			188,323,316.00	185,449,838.81	
				2.53%	iv) CC Block: 60cm x 60cm x 40cm.	119,329	121,442	101.77%	2.58%			237,912,891.56	242,124,987.50	
				2.61%	v) CC Block: 60cm x 60cm x 60cm.	80,194	85,867	107.07%	2.79%			245,366,166.29	262,724,683.89	
				3.36%	Other Embankment Slope Works	316,074,228.70	293,489,893.28	92.85%	3.12%			316,074,228.70	293,489,893.28	
Item No. 9	River Bank Protection Work	Km	38.67%							38.11%	98.57%	3,635,041,044.15	3,582,937,411.46	3,490,417,181.84
				34.09%	Casting Block size 40cm x 40cm x 40cm.	5,763,564	5,675,622	98.47%	33.57%			3,204,541,476.25	3,155,645,901.19	
				0.70%	Casting Block size 40cm x 40cm x 30cm.	158,497	150,785	95.13%	0.67%			65,934,752.00	62,726,694.36	
				3.88%	Other Bank Protection Works	364,564,815.90	364,564,815.90	100.00%	3.88%			364,564,815.90	364,564,815.90	
Item No. 10	Dismantling Work of sluices and road	Km	0.58%							0.288%	50.00%	54,235,178.58	27,117,589.29	25,967,934.44
				0.327%	Dismantling Works of existing roads	30,779,119	15,389,555	50.00%	0.16%			30,779,109.74	15,389,554.87	
				0.250%	Dismantling Works of existing Sluices	23,456,069	11,728,034	50.00%	0.12475%			23,456,068.84	11,728,034.42	
Item No. 11	Construction of Khal Crossing Closures	No.	1.08%			101,123,200	94,170,980	93.13%	1.00%	1.002%	93.13%	101,123,200.00	94,170,980.00	92,274,920.00
Item No. 12	Construction of Road Pavement over Embankment	Km	0.00%			-	-	0.00%	0.00%	0.000%	0	0.00	0.00	
Item No. 13	Construction of RCC Flood Wall	Km	0.00%			-	-	0.00%	0.00%	0.000%		0.00	0.00	
	Schedule of Day work		0.55%			51,240,887	-	0.00%	0.00%	0.000%	0.00%	51,240,887.20	0.00	266,671.57
	Environmental Mitigation Works		0.68%			64,364,491	14,651,755	22.76%	0.16%	0.156%	22.76%	64,364,491.00	14,651,755.00	48,775,478.92
	Emergency Works (Charge to Physical Contingencies)		0.53%			50,000,000	30,990,456	61.98%	0.33%	0.330%	61.98%	50,000,000.00	30,990,455.92	34,417,030.18
	Physical and Price Contingencies					795,045,686	-	0.00%	0.00%	0.000%		795,045,685.97	0.00	719,321,136.67
	Temporary Savings											703,472,267.64		
	Estimated Adjustment in VAT (BDT)					229,380,563						229,380,563.45		198,400,734.16
	Estimated Adjustment in IT (BDT)					358,924,079						358,924,078.89		247,525,956.21
Total			100.00%								93.00%	11,487,869,276.99	8,743,281,315.27	9,436,203,961.82

Annex 2: Labour Influx Report

Initial information on labour influx risks, requirements and implication for work package W-01 under CEIP-1

1. PROJECT DATA		
1.1	Name of Project	Coastal Embankment Improvement Project - Phase I (P128276)
1.2	Contract Package	Package-1
1.3	Date of Commencement	January 2016
1.4	Date of Completion	June 2022
1.5	Location	Polder-32 and Polder-33 under Khulna district; & Polder-35/1; Polder-35/3 under Bagerhat District
1.6	Name and Contact Information (email/phone) of Contractor	CHWE, mainland China
1.7	Name and Contact Information (email/phone) of all sub-Contractors	Project Manager Mr. Sun Huaxin; No sub-contractors; about 56 Chinese and skilled workers influx; 01 Indian worker; local labour and foremen about 610 persons;
1.8	Type of Works (single site, linear, clustered and construction duration)	Civil engineering/hydraulic works: earthen embankment; water control sluices; river bank protection works; embankment slope protection works; closure dam; offices and site buildings; excavation of sediment internal channels (khals); social re-afforestation; single and localized sites, stand-alone site for construction of one structure or one stretch of embankment etc; These are the standard engineering interventions in a typical coastal polder in Bangladesh, since 'time immemorial'; no rocket science; a lot of manual labour work activities, for men and women both;

2. INITIAL SCREENING LABOR INFLUX REQUIREMENTS AND IMPLICATIONS		
2.1	Will the project potentially involve an influx of migrant workers? If yes, are there also foreign labourers mobilized on site?	Yes, there are Migrant workers' influx at Project area, relatively small numbers and scattered all over the many construction sites; foreign labourers yes, Chinese & Indian, around 56 persons including middle technicians and Master of Science level engineers; The mobilization of foreign worker started in November 2015 and onward.
2.2	Is the influx of non-local workforce significant for the local community?	Not significant because there are many stand-alone construction sites and the number of Chinese/foreign workers per stand-alone site is about 3 to 5 Chinese men; this is not disruptive for the social cohesion of the local site; local stand-alone construction sites are mostly far away from community centres (rural setting, remote sites; sluices are not located inside a community); In the camp site, there have a separate place for their living, dining. Also, police from local Thana/authority provide the security for the safety of Chinese workers. There have two or three local translators; if any problem arises, they will arrange communication with local people. Even now there is no complain from local people, mentioned that in camp site also have a register to note down to take proper action within appropriate time. At least certain percentage of local people would have been mobilized in civil work that would be beneficial for the local people.

2. INITIAL SCREENING LABOR INFLUX REQUIREMENTS AND IMPLICATIONS		
2.3	What are the opportunities for local laborers?	Of course, there were opportunities for local worker in civil work. Local residents are poor people with virtually no mobility or transport facilities and are employed in agriculture, aquaculture and civil construction works such as road, buildings etc. in 'urban' areas, mostly intermittent job contracts. There is some small business such as small shops, chicken and duck breeding/farm, aquaculture, and motorbike repair workshops etc which do not employ many people; e.g. Polder-35/1 is located 100 km away from the city of Khulna, hence not much influx from Khulna to Polder-35/1; due to few numbers of small rudimentary road tracks, there is hardly any economic traffic to the 4 Polders; one needs to cross many rivers with (small) ferries; labour market is non-existent for local laborers; Recently for polder-32, 206 local workers engaged for construction workers; P-33, 80 local workers; P-35/1, 207 local workers; P-35/3. 70 local workers. There are no women because, for heavy civil work women are not suitable. By negotiating we fixed the salary, so there is no unsatisfactory and no complain.
2.4	Frequency of outsider's visit	Chinese labourers are generally permanently stationed and working; they live together inside a fenced compound, with professional security guards; Non-local labours are regular, but they have the seasonal vacation during rainy season.
2.5	Environmental sensitivity of the project site	Refer to the four approved EIA Reports of the 4 Polders; in general, the close location of the border lines of the Sundarbans mangrove forest prompt the Chinese Contractor to take care/be alerted of the possible negative impacts on the water, noise, environment, biodiversity of the Sundarbans;
2.6	Community experience with similar projects?	Much community experience yes as all 139 coastal polders were built back in the 1970s and 1980s and had undergone many subsequent small and big interventions, emergency works, repair and recovery after huge flood disaster events etc.; local labourers are fully familiar with similar types of civil engineering works; And also familiar with the similar movement of non-local labour because in coast region in different time different improvement work have done throughout the specific period.

3. SOCIO-ECONOMIC CONSIDERATIONS		
3.1	How similar are local and migrant labour backgrounds? (Cultural, religious and demographic considerations)	The background particularly cultural, religious and demographic point of view is dissimilar in many ways and similar in some ways. They have different language, ethnicity, belief system even political system but it does not create any problem to perform the job or pose any risk for the project. The migrant is few in number that does not make any imbalance in local social coherence. The main similarities imply that both groups come from same profession; There is no issue at all, because the non-local workers are busy in daytime for work. Also, the work site is located in different place from their residence. No negative impact on job market because this project makes the more opportunity of job for local people. Group means not like two separate parts. Both local and non-local workers are working as a part of the project as like a teamwork.
3.2	Are there increased competitions for resources (e.g. accommodation, water, food, fuel) with the local community?	Absolutely not;
3.3	Given local community characteristics any specific adverse impacts anticipated?	No adverse impact is anticipated at the moment;

4. LOCAL COMMUNITY (Please provide Polder wise description of Facilities)			
4.1	Size of Local Population	Bangladesh is highly densely populated country, but the project area has lesser density. It is found from the RAP document that inside the Polder-32, 33, 35/1 and 35/3 the total population amounts to 38397, 62305, 99182 and 33075 respectively.	
4.2	Working age population and capacity (education, skills, experience)	The labour force (age between 15 and 59 year), the actual number of people available for work is 61%. The labour force includes both the employed and the unemployed. According to BBS, 30% of the people fall in the age group 1-15 year. The literacy rate in the project area roams around 58% whereas the national figure is 51.8%. The livelihood of 66.1% of people depends on agriculture activities;	
4.3	Working age population capacity	<i>Education</i>	<i>Skill</i>
		No information is available	No information
			<i>Experience</i>
			No information
4.4	Local capacity for infrastructure, services, utilities, health (please provide a short brief)	Inside the 4 Polders, both earthen and pucca roads are available and there are waterways also. There is academic institution, market, religious institution, local government offices, providing necessary public services to the local people. Motor bikes play important role to communicate in project areas. Auto rickshaw is main transportation vehicle; No there is no impact of these facility due to the inflow of chines people.	
4.5	Availability of accommodation, food, water (please provide a short brief)	Contractor provides adequate accommodation, water and food, protective sheds etc to their workers; Yes, these facilities are easily available for rent and consumption	
4.6	Are there any security considerations?	Not from the local governments; Contractor is now paying for the security force mainly in work site cum residential sites.	
4.7	Are there any marginalized, vulnerable, ethnic, indigenous- communities?	Some marginalized and vulnerable people are in the project side like other places of the country but there are no ethnic and indigenous groups.	

5. MAINTENANCE OF OTHER LABOR RECORDS				
5.1	Is a copy of photo ID of each labourer kept with the Contractor/ Sub-contractor?	Yes. NID for local workers and visa copy for Chinese workers; no sub-contractors;		
5.2	Is contact information of labour's next-of-kin kept for each labourer?	Yes. Family members are mostly close-by. Chinese contractor recruits mainly from the locality;		
6. LABOR PROFILE (Please provide Polder wise information)				
<i>This data is to be collected for each Polder where civil works has commenced, and cover the regular labour, temporary labour, labour hired through sub-contractors or labour contractors / groups.</i>				
6.1	Number of laborers by sex	<i>Male</i>		<i>Female</i>
		27		2
		<i>Total</i>		27
6.2	Number of laborers by skill	<i>Skilled</i>	<i>Semi-skilled</i>	<i>Unskilled</i>
		11	12	4
		<i>Total</i>		27
6.3	Number of laborers by origin	<i>Local (same or adjoining district)</i>	<i>Other districts</i>	<i>Other Country</i>
		10	6	11
		<i>Total</i>		27
6.4	Number of laborers by age	<i>18-25</i>		<i>25-50</i>
		15		07
		<i>Above 50</i>		5
		<i>Total</i>		27
6.5	Source of labour	<i>Contractor</i>	<i>Sub-contractor</i>	<i>Independent</i>
		27	0	0
		<i>Other</i>		0
		<i>Total</i>		27

7. FACILITIES (Please provide Polder wise description of Facilities)					
7.1	Details of labour camps	Number	Permanent/Temp.	Location	Distance from nearest village/habitation
		2	Permanent	Every CC blocks yard and every work site	Almost within 100m
		4	Temporary		
7.2	Type of housing in labour camp on leased land (temporary shelters / kuchha /pukka)	Work sites have temporary shelter, but cc block yard has pukka house			
7.3	Is there any housing on public land like roadsides, open fields and other spaces?	No. Only housing exist inside the constructional premises.			
7.4	Is there any housing in rented accommodation in residential areas? If so, who is it rented by?	Yes, for the Chinese and Bangladeshi senior staff. Contractor rents the buildings themselves			
7.5	How many laborers have families on/near worksite?	The migrant workers do not live with their family. Sometime their family member visit here for very short time. The local worker mostly live with their family			
7.6	Likelihood of family members accompanying (visiting)	They hardly visit the project side. Labourers have family homes close by; daily transport is done by motorbikes or by vehicles of Contractor			
7.7	Is drinking water available on site and at the campsite?	Yes			
7.8	Are latrines and urinals provided on site and at the campsite?	Yes			
7.9	Are First Aid facilities provided on site?	Yes			
7.10	Does a doctor visit the worksite / campsite regularly?	Yes			
7.11	Is there a tie-up with a hospital or dispensary near the worksite / campsite	Yes			
7.12	Is there a facility for cooking / canteen facility for all labour?	Yes			
7.13	Are leisure activities / facilities available for all labour	Yes			
7.14	Is transport to and from the worksite provided to labour?	Yes, for migrant labourer but no provision for unskilled local labourer.			

8. SUPERVISION BY LABOR OFFICIALS		
8.1	Has the worksite / campsite been inspected by a labour official?	In 20-22 November 2017 and 04-06 February 2018 WB team visited the work area of CEIP-1,
8.2	How many times has the worksite / campsite been inspected by a labour official since commencement of work?	Six times since commencement from WB. From the part of PMU and BEDB, visited the woks site frequently, as per the need basis.
8.3	What documents were inspected by labour officials?	Accident /injury register, salary sheet/record
8.4	What documents were maintained, and which ones were not?	Safety training record, accident register, safety guideline document, compliance register, GRM system notice. Nothing missing, if anything required, please give us the valuables suggestion. We will ensure it in work site.

8.5	What directions were given by labour officials?	About personal health and safety
8.6	What is the mode of compliance with such directions?	Action taken in field level as soon as possible
8.7	Are you facing any legal proceedings on labour issues in Labour Court/ Other?	None;

9. ACCIDENTS, EMERGENCIES AND INCIDENTS (Please provide Polder wise description of Facilities)		
9.1	What is the nature of accidents / emergencies usually occurring at a worksite like yours?	No accident so far has been taken place
9.2	Is a functioning First Aid available at the campsite / worksite?	Yes
9.3	Is functioning fire-fighting equipment available at the campsite / worksite?	Yes
9.4	Which is the nearest doctor / clinic / dispensary?	Within some kilometres, alert by mobile phone of which the number is known to all Chinese people (Chinese medical doctor available); doctor covers the four Polders
9.5	Which is the nearest hospital?	The nearest hospital is situated at Upazila head quarter. But there some clinic or satellite clinic inside the polder. If any worker required critical services, then he/she refer to Khulna or Dhaka. The contractor has own car for every camp site and CC block manufacturing site to transport he/she to Khulna or Dhaka.
9.6	Which is the nearest Police Station?	In any Polder, there is Police office close-by, within 10 km range. On the other hand, a team of 2-3 nos. police available in work camp site and cc block manufacturing site cum residential site. If required, they will help us. But even no situations arise to do this.
9.7	Are details of nearest doctor / clinic / dispensary / hospital / Police station available and prominently displayed at worksite / campsite?	Yes
9.8	What is the system of informing next of kin?	For the migrant worker, there is focal person to deal with the issue. The contact numbers of all workers are well documented. For the local worker, the system is same. Bengali senior staff employed by the Chinese contractor.
9.9	What is your familiarity with accident reporting procedures?	Chinese Contractor holds regular drills on procedures and protocols to enact in case of accidents
9.10	What is your familiarity with police reporting procedures?	We are well familiar to local police reporting system, and we have their contact number and relation. So far, no such incident whereby Police is to be called upon. It is worthy to mention that Contractor site camps are secured by police protection permanently.
9.11	Is there any mechanism to address the workplace Sexual Harassment of Women at the project sites?	Yes (sanctions are known to Chinese workers and their bosses). Mechanism is there. We have gender policy. There is complaint system to mitigate sexual harassment. Finally, legal step can be applied where necessary;

Initial information on labour influx risks, requirements and implication for work package W-02 under CEIP-1

10. PROJECT DATA		
1.1	Name of Project	Coastal Embankment Improvement Project - Phase I (CEIP-1)
1.2	Contract Package	Package-2
1.3	Date of Commencement	12 th July, 2017
1.4	Date of Completion	30 th June, 2023
1.5	Location	Polder-39/2C, Polder-40/2, Polder-41/1, Polder-43/2C, Polder-47/2 & Polder-48
1.6	Name and Contact Information (email/phone) of Contractor	Chongqing International Construction Corporation cicobangladesh@gmail.com/+8801827-935882
1.7	Name and Contact Information (email/phone) of all sub-Contractors	None
1.8	Type of Works (single site, linear, clustered and construction duration)	<ol style="list-style-type: none"> 1. Upgrading via new construction and re-sectioning of embankments with a length of about 209 km; 2. Excavation and re-excavation of drainage channels in the Polders with a total length of about 188 km; 3. Construction of 50 drainage sluices; 4. Repairing of 6 drainage sluices; 5. Construction of 73 flushing sluices; 6. Repairing of 8 flushing sluices; 7. Construction of embankment slope protection works with a total length of some 9.5km; 8. Construction of river bank protection works with a total length of 5.40 km; 9. Construction of 8 Khal Closing Closures with varying widths between 35m to 60m; 10. Dismantling of 36 drainage sluices, 70 flushing sluices and road pavement for about 50 km; 11. Construction of RCC Flood wall with a length of about 17km; 12. Construction of Road Pavement with a length of about 51km. <p>Construction duration: 59 months</p>

11. INITIAL SCREENING LABOR INFLUX REQUIREMENTS AND IMPLICATIONS		
2.1	Will the project potentially involve an influx of migrant workers? If yes, are there also foreign laborers mobilized on site?	Yes, scattering all over the construction sites. There are no foreign labours mobilized onsite.
2.2	Is the influx of non-local workforce significant for the local community?	Yes, these benefits are typically related to economic opportunities through employment and/or training by the project, or through selling goods and services. Other benefits include the provision of local infrastructure (e.g., access roads, power or water connection) which is developed for the project, and which serves the community beyond the project duration.
2.3	What are the opportunities for local laborers?	It will bring more employment opportunities to the local labours. It will improve the education status because of workers' training.
2.4	Frequency of outsider's visit	Normal
2.5	Environmental sensitivity of the project site	Fuel supply for cooking and heating, fuel storage area, by-pass road construction, sanitation, water supply and construction work.
2.6	Community experience with similar projects?	Embankment construction, Bridge construction and road pavement construction

12. SOCIO-ECONOMIC CONSIDERATIONS		
3.1	How similar are local and migrant labour backgrounds? (Cultural, religious and demographic considerations)	The labour no matter where they from are Bangladesh citizen. They almost have the same cultural and religious background. The demographics are shifted just from one region to another and there is no change on total demographics of Bangladesh.
3.2	Are there increased competitions for resources (e.g., accommodation, water, food, fuel) with the local community?	More water, electricity, medical services, transport, education and social services will be required with the execution of works.
3.3	Given local community characteristics any specific adverse impacts anticipated?	It will bring more influx of additional population and Increased pressure on accommodations and rents, Increase in traffic and related accidents

13. LOCAL COMMUNITY (Please provide Polder wise description of Facilities)				
4.1	Size of Local Population	Polder-39/2C: 84853, Polder-40/2: 41317, Polder 41/1: 41051, Polder-43/2C: 14851, Polder-47/2: 5411, Polder-48: 26260.		
4.2	Working age population and capacity (education, skills, experience)	No information		
4.3	Working age population capacity	<i>Education</i>	<i>Skill</i>	<i>Experience</i>
		No information	No information	No information
4.4	Local capacity for infrastructure, services, utilities, health (please provide a short brief)	The health centre and hospital are available in local place.		
4.5	Availability of accommodation, food, water (please provide a short brief)	Accommodation, water and food is available to the local community.		
4.6	Are there any security considerations?	Yes		
4.7	Are there any marginalized, vulnerable, ethnic, indigenous-communities?	No		
14. MAINTENANCE OF OTHER LABOR RECORDS				
5.1	Is a copy of photo ID of each labourer kept with the Contractor/ Sub-contractor?	Yes		
5.2	Is contact information of labour's next-of-kin kept for each labourer?	No		

15. LABOR PROFILE (Please provide Polder wise information)					
<i>This data is to be collected for each Polder where civil works has commenced, and cover the regular labour, temporary labour, labour hired through sub-contractors or labour contractors / groups.</i>					
6.1	Number of laborers by sex	<i>Male</i>		<i>Female</i>	<i>Total</i>
		633		0	633
6.2	Number of laborers by skill	<i>Skilled</i>	<i>Semi-skilled</i>	<i>Unskilled</i>	<i>Total</i>
		288	24	321	633
6.3	Number of laborers by origin	<i>Local (same or adjoining district)</i>	<i>Other districts</i>	<i>Other Country</i>	<i>Total</i>
		455	178	0	633

6.4	Number of laborers by age	18-25		25-50	Above 50	Total
		412		221	0	633
6.5	Source of labour	Contractor	Subcontractor	Independent	Other	Total
		633			0	633

16. FACILITIES (Please provide Polder wise description of Facilities)					
7.1	Details of labour camps	Number	Permanent/Temp.	Location	Distance from nearest village/habitation
		6	Temporary	Near the project site	Within 1 km
7.2	Type of housing in labour camp on leased land (Temporary shelters / kuchha /pukka)	Temporary shelter			
7.3	Is there any housing on public land like roadsides, open fields and other spaces?	Yes, there are housings on open field.			
7.4	Is there any housing in rented accommodation in residential areas? If so, who is it rented by?	Yes, it is rented by the Chinese Contractor as temporary shelter.			
7.5	How many laborers have families on/near worksite?	No information			
7.6	Likelihood of family members accompanying (visiting)	Not allowed			
7.7	Is drinking water available on site and at the campsite?	Yes			
7.8	Are latrines and urinals provided on site and at the campsite?	Yes			
7.9	Are First Aid facilities provided on site?	Yes			
7.10	Does a doctor visit the worksite / campsite regularly?	No, sometimes.			
7.11	Is there a tie-up with a hospital or dispensary near the worksite / campsite	Yes			
7.12	Is there a facility for cooking / canteen facility for all labour?	No			
7.13	Are leisure activities / facilities available for all labour	Yes			
7.14	Is transport to and from the worksite provided to labour?	Yes			

17. SUPERVISION BY LABOR OFFICIALS		
8.1	Has the worksite / campsite been inspected by a labour official?	No
8.2	How many times has the worksite / campsite been inspected by a labour official since commencement of work?	None
8.3	What documents were inspected by labour officials?	None
8.4	What documents were maintained, and which ones were not?	None
8.5	What directions were given by labour officials?	None
8.6	What is the mode of compliance with such directions?	None

8.7	Are you facing any legal proceedings on labour issues in Labour Court/ Other?	No
18. ACCIDENTS, EMERGENCIES AND INCIDENTS (Please provide Polder wise description of Facilities)		
9.1	What is the nature of accidents / emergencies usually occurring at a worksite like yours?	Drowning, Injury from machine
9.2	Is a functioning First Aid available at the campsite / worksite?	Yes
9.3	Is functioning fire-fighting equipment available at the campsite / worksite?	Yes
9.4	Which is the nearest doctor / clinic / dispensary?	Polder-39/2C: Digital X-ray Clinic, 5 minutes by car away from the campsite, 01717-997-914, Kamrunnasar Polder-41/1: DR.Abudus salam M.B.B.S Ex-medical officer of Barguna general hospital, clinic-sharif x-ray clinic, Dispensary mouir medical hall. Polder-47/2: 1 km from our working site to the nearest dispensary Polder-48: 100 m from our temporary camps to the nearest dispensary but the doctor and clinic are 1 km away.
9.5	Which is the nearest hospital?	Polder-39/2C: Upazila Health Complex, 5 minutes by car away from the campsite, 01735-950-462, Fakrel Islam. Polder-41/1: Barguna sader hospital Polder-47/2: 10 km from our working site to the nearest hospital. Polder-48: the nearest hospital is 3 km towards the seaside.
9.6	Which is the nearest Police Station?	Polder-39/2C: Bhandaria Police station, 5 minutes by car away from the campsite, 01713-374-337, Kamruzzaman. Polder-41/1: Barguna sader police station. Polder-47/2: 8 km from our working site to the nearest police station. Polder-48: the nearest police station is 3 km approximately around the third bridge.
9.7	Are details of nearest doctor / clinic / dispensary / hospital / Police station available and prominently displayed at worksite / campsite?	Polder-39/2C: Yes, such information shall be printed on paper and displayed at the site office. Polder-41/1: DR. Abudus salam M.B.B.S Ex-medical officer of Barguna general hospital, clinic-sharif x-ray clinic, Dispensary mouir medical hall, Barguna sader hospital, Barguna sader police station, above mentioned details information is true and they are able to respond within short period and mentioned location is very nearest to our worksite. Polder-47/2: Yes. Such, information shall be printed on paper and displayed at the site office. Polder-48: Yes, such information shall be printed on paper and displayed at the site office.
9.8	What is the system of informing next of kin?	A phone number chat including all the Chinese people has been distributed to all working site/ campsite, anything happening at site will be reported immediately to the person who is in charge of corresponding issue.
9.9	What is your familiarity with accident reporting procedures?	For any accident happened at site, the foreman shall report to the site office and site manager immediately, and site office shall write on the accident logbook for records. Then site office shall report to the corresponded local government office.
9.10	What is your familiarity with police reporting procedures?	So far, no such incident whereby Police is to be called upon. The Contractor camps are secured by police.
9.11	Is there any mechanism to address the work place Sexual Harassment of Women at the project sites?	No, because all male workers at the project working at sites and the working place for female staff are limited in the camp and office.

Annex 3: Key Performance Indicators and Targets per PAD/RDPP

Project Development Objective Indicators						
To increase the area protected in selected polders from tidal flooding and frequent storm surges						
Indicator Name	Unit of Measure		Baseline	Actual (Previous)	Actual (Current)	Target
Gross area protected	ha	Value	0.00	60,402	61,212	66,012.00
	Sub Type	Date	22-Apr-2013	31 May-2023	30 June-2023	30-Jun-2023
		Comments		Area protected is in proportion to the share of embankment with earthwork completed.	Area protected is in proportion to the share of embankment with earthwork completed.	The end date was revised during the restructuring
Indicator Name	Unit of Measure		Baseline	Actual (Previous)	Actual (Current)	End Target
Direct project beneficiaries from increased resilience to climate change (number)	person	Value	0.00	648,837	659,654	724,202.00
	Sub Type	Date	22-Apr-2013	31 May-2023	30 June-2023	30-Jun-2023
		Comments		Beneficiaries are in proportion to the share of embankment with earthwork completed	Beneficiaries are in proportion to the share of embankment with earthwork completed	The end date was revised during the restructuring
Indicator Name	Unit of Measure		Baseline	Actual (Previous)	Actual (Current)	End Target
Female beneficiaries	Percentage	Value	0.00	50.00	50.00	50.00
Indicator Name	Unit of Measure		Baseline	Actual (Previous)	Actual (Current)	End Target
Contingent Emergency Appropriation	Text	Value	NA	N/A	N/A	Triggered if requested
	Sub Type	Date	22-Apr-2013	22-Apr-2013	January 31, 2022	30-June-2023
		Comments				The end date was revised during the restructuring
To improve agricultural production by reducing saline water intrusion in selected polders						
Indicator Name	Unit of Measure		Baseline	Actual (Previous)	Actual (Current)	End Target
Increase cropping intensity	Percentage	Value	140.00	178.20	178.20	180.00
	Sub Type	Date	22-Apr-2013	31 Mar-2023	31 Mar-2023	30-Jun-2023
				Pkg 01-148.7% Pkg 02-198.9%	Pkg 01-148.7% Pkg 02-198.9%	The end date was revised during the restructuring

To improve the Government of Bangladesh's capacity to respond to an emergency						
Indicator Name	Unit of Measure		Baseline	Actual (Previous)	Actual (Current)	End Target
Contingent Emergency Appropriation	Text	Value	NA	N/A	N/A	Triggered if requested
	Sub Type	Date	22-Apr-2013	31 May-2022	31 May-2022	30-Jun-2023
		Comments			Not Triggered Yet	The end date was revised during the restructuring
Intermediate Results Indicators						
Rehabilitation and Improvement of Polders						
Indicator Name	Unit of Measure		Baseline	Actual (Previous)	Actual (Current)	End Target
Length of Upgraded Embankment	km	Value	0.00	371.871	377.478	408.00
	Sub Type	Date	22-Apr-2013	31 May-2023	30 June-2023	30-Jun-2023
		Comments		W-01: 199.193 Km (out of 200.617 Km) W-02: 165.840Km (out of 208.101 Km)	W-01: 200.617 Km (out of 200.617 Km) W-02: 176.861 Km (out of 208.101 Km)	The end date was revised during the restructuring
Indicator Name	Unit of Measure		Baseline	Actual (Previous)	Actual (Current)	End Target
Drainage Structures replaced	Number	Value	0.00	81	84	88
	Sub Type	Date	22-Apr-2013	31 May-2023	30 June-2023	30-Jun-2023
		Comments		W-01: 38 number (out of 38) W-02: 43 number (out of 52)	W-01: 38 number (out of 38) W-02: 46 number (out of 52)	The end date was revised during the restructuring
Indicator Name	Unit of Measure		Baseline	Actual (Previous)	Actual (Current)	End Target
Drainage Structures Repaired	Number	Value	0.00	2	2	8
	Sub Type	Date	22-Apr-2013	31 May-2023	30 June-2023	30-Jun-2023
		Comments		W-01: 2 number (out of 2) W-02: 0 number (out of 6)	W-01: 2 number (out of 2) W-02: 0 number (out of 6)	The end date was revised during the restructuring
Indicator Name	Unit of Measure		Baseline	Actual (Previous)	Actual (Current)	End Target
Flushing Inlets Replaced	Number	Value	0.00	63	68	80
	Sub Type	Date	22-Apr-2013	31 May-2023	30 June-2023	30-Jun-2023
		Comments		W-01: 29 number (out of 29) W-02: 34 number (out of 51)	W-01: 29 number (out of 29) W-02: 39 number (out of 51)	The end date was revised during the restructuring

Bangladesh Water Development Board (BWDB)
Coastal Embankment Improvement Project, Phase-1 (CEIP-1)

Indicator Name	Unit of Measure		Baseline	Actual (Previous)	Actual (Current)	End Target
Flushing inlets Repaired	Number	Value	0.00	15	15	44
	Sub Type	Date	22-Apr-2013	31 May-2023	30 June-2023	30-Jun-2023
		Comments		W-01: 14 number (out of 14) W-02: 1 number (out of 32)	W-01: 14 number (out of 14) W-02: 1 number (out of 32)	The end date was revised during the restructuring
Indicator Name	Unit of Measure		Baseline	Actual (Previous)	Actual (Current)	End Target
Length of Drainage Channels Upgraded	km	Value	0.00	275.787	275.787	305.00
	Sub Type	Date	22-Apr-2013	31 May-2023	30 June-2023	30-Jun-2023
		Comments		W-01: 150.299 Km (out of 150.299 Km) W-02: 125.488 Km (out of 154.931 Km)	W-01: 150.299 Km (out of 150.299 Km) W-02: 125.488 Km (out of 154.931 Km)	The end date was revised during the restructuring
Indicator Name	Unit of Measure		Baseline	Actual (Previous)	Actual (Current)	End Target
Length of River Bank Protection	km	Value	0.00	9.524	9.524	9.37
	Sub Type	Date	22-Apr-2013	31 May-2023	30 June-2023	30-Jun-2023
		Comments		W-01: 4.250 Km (out of 4.25 Km) W-02: 5.274 Km (out of 5.691 Km)	W-01: 4.250 Km (out of 4.25 Km) W-02: 5.274 Km (out of 5.691 Km)	The end date was revised during the restructuring
Indicator Name	Unit of Measure		Baseline	Actual (Previous)	Actual (Current)	End Target
Length of Slope Protection	km	Value	0.00	27.946	28.440	28.00
	Sub Type	Date	22-Apr-2013	31 May-2023	30 June-2023	30-Jun-2023
		Comments		W-01: 19.743Km (out of 19.766 Km) W-02: 8.203 Km (out of 9.476 Km)	W-01: 19.766Km (out of 19.766 Km) W-02: 8.674 Km (out of 9.476 Km)	The end date was revised during the restructuring
Implementation of Social and Environmental Management Frameworks and Plans						
Indicator Name	Unit of Measure		Baseline	Actual (Previous)	Actual (Current)	End Target
Area Afforested	Ha	Value	0.00	610.08	610.08	700.00
	Sub Type	Date	22-Apr-2013	30 Sep-2022	30 Sep-2022	30-Jun-2023
						The end date was revised during the restructuring

Bangladesh Water Development Board (BWDB)
Coastal Embankment Improvement Project, Phase-1 (CEIP-1)

Indicator Name	Unit of Measure	Value	Baseline	Actual (Previous)	Actual (Current)	End Target
Water Management Association (WMA)	Number	Value	0.00	10.00	10.00	10.00
	Sub Type	Date	22-Apr-2013	31 May-2023	30 June-2023	30-Jun-2023
		Comments		WMA Registration: 141 (out of 143)	WMA Registration: 141 (out of 143)	The end date was revised during the restructuring
				WMA Registration: Committee Formed 8 (out of 10) and applied for registration-6	WMA Registration: Committee Formed 9 (out of 10) and applied for registration-7	
Construction Supervision, Project Monitoring and Evaluation, and Coastal Zone Monitoring						
Indicator Name	Unit of Measure	Value	Baseline	Actual (Previous)	Actual (Current)	End Target
Improved coastal monitoring (Text)	Text	Value	Limited Data	In Progress	In Progress	1. Modelling of the long-term physical processes and other relevant phenomena (subsidence, climate change, river morphology etc.) (scale: macro, meso and micro). 2. An investment plan describing a phased polder improvement roadmap for Bangladesh Coast.
	Sub Type	Date	22-Apr-2013	31 May-2023	30 June-2023	30-Jun-2022
		Comments		1. Some of the interim Reports of Macro and Mesoscale Modelling have been received and currently those are being Other Modelling works are in progress 2. The investment plan is in progress, these are also linked to the completion of the modelling works, which are underway	1. Some of the interim Reports of Macro and Mesoscale Modelling have been received and currently those are being Other Modelling works are in progress 2. The investment plan is in progress, these are also linked to the completion of the modelling works, which are underway	Reflecting the scope of works of the analytics (long-term monitoring, research and analysis of the coastal zone). The end date was revised during the restructuring

Project Management, Technical Assistance, Training and Strategic Studies						
Indicator Name	Unit of Measure		Baseline	Actual (Previous)	Actual (Current)	End Target
BWDB Person Days of training provided	Number	Value	0.00	679	679	1,200.00
	Sub Type	Date	22-Apr-2013	31 May-2023	30 June-2023	30-Jun-2023
		Comments				The end date was revised during the restructuring
Indicator Name	Unit of Measure		Baseline	Actual (Previous)	Actual (Current)	End Target
Grievance Redress Committee (GRC)	Number	Value	0.00	36.00	36.00	36.00
	Sub Type	Date	22-Apr-2013	31 May-2023	30 June-2023	30-Jun-2023
		Comments		All Committees are formed and functional	All Committees are formed and functional	The end date was revised during the restructuring
Indicator Name	Unit of Measure		Baseline	Actual (Previous)	Actual (Current)	End Target
Detailed design of future 7 Polders (including EIA, RAP/LAP)	Number	Value	0.00	7.00	7.00	7.00
	Sub Type	Date	22-Apr-2013	31 May-2023	30 June-2023	30-Jun-2023
		Comments		All Design completed by consultant. <ul style="list-style-type: none"> ▪ Embankment: Approved (all, 210.030 km) ▪ Drainage Channel – Design done, approval (7) ▪ DS: Design done (53), approval (52) ▪ FS: Design done (19), approval (19) ▪ RBP: Design done (0.800 km), approval (0.800) ▪ SPW: Design done (4.78), approval (4.78). EIAs for 6 polders being revised in line with the IPOE-vetted EIA for Polder 14/1	All Design completed by consultant. <ul style="list-style-type: none"> ▪ Embankment: Design done (210.030), approved (210.030 km) ▪ Drainage Channel: Design done (7), approved (7) ▪ DS: Design done (53), approved (53) ▪ FS: Design done (19), approved (19) ▪ RBP: Design done (0.800 km), approved (0.800) ▪ SPW: Design done (4.78), approved (4.78) ▪ EIAs for 7 Polders of Package-3 have been cleared (approved) by the World Bank after accommodation of all responses of WB comments on them. 	The end date was revised during the restructuring. Get update from CE Design Circle regarding package 3 design approval.